



The President's Message

Happy November to all!

On behalf of the VAA, I would like to invite all members to join us for our 25th Silver Anniversary Celebration on Friday, November 5th at The SeaBreeze Regional Recreation Center beginning at 1pm. At that time, we will be honoring long-time members, "Forever Members," displaying several pieces of their work for you to enjoy. The VAA Planning Committee has done a fabulous job logistically in putting this together and we hope that you will attend.

If you enjoy this Silver Anniversary, just wait until our Golden Anniversary! November is the perfect month to celebrate with friends-- beginning on Friday, November 5th at our Silver Anniversary event. Let us not forget to honor our Veterans on Veteran's Day, November 11th and, if possible, join family and friends on Thanksgiving Day, November 25th.

The VAA is committed to continue with its meetings and programs under The Villages Recreation Department guidelines. Our Display Exhibits will continue, and we are hopeful that we will be able to resume our Art Shows in 2022. We have all been under a great deal of pressure these past two years, but please remember that the VAA has been and continues to be here for you. As your President and fellow Villager, I will always recommend that all members take whatever precautions they deem fit during these uncertain times to insure their own personal health and safety while at the same time being respectful of others in their personal choice. I will also continue to remind our members that all are expected to always conduct themselves within the guidelines of the Villages Recreation Department's Rules of Conduct when participating in our meetings and dedicated events.

All the best,
Catherine Sullivan, VAA President

"We may not have it all together, but together, we have it all" ~ Anonymous

Thankful



New Members



Esther Solin
Phone: 941-400-939
Email: esolin@aol.com
DbA/Wall Décor by Esther
Francis




I am originally from Western Canada but I have been a US Citizen much longer than I was a Canadian! My background is in Education. However, I have parlayed being a special events volunteer for the first half of my life to becoming a professional non-profit Event Planner and Fundraiser for my second “act”.

I have lived in Florida for a number of years and settled here in The Villages about 8 years ago. I officially started my retirement when covid interrupted the funding of a fabulous job I had with at-risk teenagers in Sumter County. When that door closed, I opened another with my long-time love affair with drawing and painting.


I was able to channel my creative energies into designing a series of disks that are variably on plywood, birch, or pressed wood. They can be any size but right now I am concentrating on 20 inch to 30 inch pieces. These mixed media projects are composed of vinyl spackle, plaster of Paris, cement in many forms, epoxy, acrylic paints and polymer coating. My garage has become my studio and gallery and to that end, I had my first show there this past September.

As for inspiration...I look at everything from the cosmos to microcosms and I am limited only by time and energy.





Gregg Gibson
Phone: 352-359-9102
Email: glggibson@hotmail.com
glggibsonglggibson@hotmail.c



My wife Patti and I moved here from Colorado on August 1st of this year. We live in the Village of Alhambra in The Villages as full-time residents. I enjoyed a career in sales and ultimately served as Regional Sales Manager for a firm selling insulation materials in 6 Western states.

When I retired a few years ago, I decided to spend more time behind the camera. I have always been very interested in photography and, for the most part, I am self-taught. However, my knowledge and awareness of art principles and aesthetics have continually grown thanks to my artist-wife Patti who joyfully shares her expertise and enthusiasm for all things visual. I have learned that not only was it fun to take beautiful photos, but that I could digitally change them to create a totally different artistic story. I often enhance photos of nature as well as photos of Patti's paintings and wire sculptures. By using graphic tools and photos of Patti's work as a starting point, I am inspired to push boundaries as I attempt to create compositions that are unique, interesting and powerful.





Eileen Streu
Phone: 847-727-4706
Email: Eileenstreu@gmail.com



Eileen Streu is a retired non-profit executive, living in Wisconsin's Lake Country during the summer, and the Village of Fernandina for seven months of the year. She began working in stained glass 30 years ago. Eileen now spends much more time with her art, both in stained and fused glass. Recently she has taken up watercolor and is enjoying this new art medium.

As a young girl, Eileen admired stained glass windows in historical homes around the community where she grew up in Elmhurst, IL. She was taken by the way the light streamed through these windows and bounced off the walls to bring life into a home. It inspired her to one day create a light show of her own. Her motto is emblazoned on her business card:

Live Life in Full Color

Much of her work is exhibited and sold through the Geneva Lake Arts Foundation in Lake Geneva, WI. She served on the Board of Directors as their Treasurer and currently serves as their Membership Chair. Eileen also volunteers her time at a free clinic in Wisconsin. Her many years of experience within the not-for-profit community serves her well in her volunteer efforts post retirement.





November Membership Meeting



VAA Celebration of 25 years



** A Silver Glitzy Affair **



Friday, November 5, 2021 @ 1:00 p.m.

SeaBreeze Recreation Center



We are celebrating the VAA's Silver Anniversary with doors opening at 12:30 p.m. The celebration will kick off at 1 p.m. with the introduction of our Honorary "Forever More" Members and exciting videos being shown and various presentations. Our Honorary Members will have samples of their art work on display for your viewing pleasure. Refreshments will be served.



Please come and help us celebrate!





VAA 25th Silver Anniversary – “Forever More” Honorary Members

It is with great pleasure that The Visual Arts Association introduces you to our “**Forever More**” **Honorary Members** who have shared their artistic skills and friendship with us over the past twenty-five years. **These members are our treasure who we will celebrate at our membership meeting** on November 5th in recognition of our 25th Anniversary celebration. They have also been tireless leaders within our association, our art shows and workshops, contributing more than art talent. We have been blessed and thank them for their unique individuality!



Jan Ramsey



Leona (Lee) Asta



Sam Hoppe



Wendy Lahey



Jeanne Willette



Marge McQueston



Ruth Ann Maury



Margie Picard



Honorary Members (Cont'd)




Vivian Chaska



Freddie Venturoni



JoAnn (JOAL) Litavsky



Ross Ramsey



Nancy (Nan) Klein





Spotlight on You



Meet Sandy Thomas



Sandy Thomas is from Pittsburgh, Pennsylvania. As a college student she majored in Art at the University of Miami in Coral Gables, Florida. Then later she attended Graduate School at Regent University in Virginia. Sandy's career included working for nonprofit Christian ministries, and later becoming a member of the LPGA and teaching golf in Pennsylvania, New York and Indiana.



Come out from among them and be separate
II Corinthians 6:17

During College, Sandy attended the Key Biscayne Presbyterian Church and began doing artistic Church bulletin boards which later developed into contemporary pictures based on Bible verses she called Scripture Art.


Currently "retired," she actively plays pickle ball, teaches golf, and continues to create contemporary art pictures in acrylic paint, colored pencils, and tissue paper. She has over 100 pictures based on Bible verses, golf art pictures and pickle ball art pictures. Scripture art pictures seem to be a little more thought-provoking than pickle ball or golf art!



*I have come as light into the world,
that everyone who believes in Me
may not remain in darkness.*
John 12:46



*The Lord says this to you: Be not afraid or dismayed
at this great multitude For the battle is not yours but God's*
I Chronicles 20:15



YOU ARE THE LIGHT OF THE WORLD. A CITY SET ON A HILL CANNOT BE HIDDEN
MATTHEW 5:14



Scholarship News



HAPPY 25th BIRTHDAY, VAA ! Our Scholarship Program is delighted to be a part of a great organization, and its art, achievements and community outreach !

We look forward to seeing many of you at our special Anniversary Event during the November meeting. It's a time to enjoy a look back and hear plans for the future. Scholarship now begins the search for the 17th class of Central FL art majors who will join the 77 other seniors we have supported for their first year in college.

Speaking of new directions, we would like to thank our creative members who had some interesting /fun ideas for future fundraising for '21 –'22. We are going over those suggestions and others that members might like to share as Fall moves on.

We hope you were able to get tickets for "MAMA MIA" at Savannah Center, and additional shows by KC Productions will soon be announced for the new year. With our fall art show canceled, it is hoped those of you that were considering making donations of Art...Sculpture, Fashions, Jewellery, Ceramics and Decor.... will remember us for the Feb. Show. Also, a very special thanks goes out to Phyllis Speicher, who has donated numerous works of art for our next raffle opportunity.

Plans are in the works for some additional features for Santa's Scholarship Stocking at our December Holiday Meeting. If you have **supplies no longer used**, perhaps you could be a giving elf and bring them to share for the Scholarship cause. Gift cards and tickets can also be accepted as wellstay tuned!

May you and your family have a safe and wonderful Thanksgiving ! We are thankful for your support and all of you!

Helen Poor and the VAA Scholarship Team
352-561-4474



Photo Frame




Meet Betty Eich




Betty Eich was a teacher and school administrator for her entire career and loved it. She was passionate about student and student learning. After she retired in 2004, she looked for a new interest that would foster her creativity and inspire her to keep learning. She went to an adult class on photography and was hooked; she and her camera have been inseparable ever since.



Betty and her husband Ed love to travel; they have traveled to Europe, Central Europe, Africa, Mexico, China, and South Korea, as well as to many states here in the US. That travel interest has worked well with her photography.



During the pandemic, however, travel was out of the question. Betty turned to an art project that was closer to home: The Villages at Night. The after-dark look of our town is quite different from what we are accustomed to during the daytime. Therefore, as with all art, the viewer takes a second look and then reacts emotionally.





Conversations



Send your topic suggestions for Conversations to Martha Ayotte at mayotte22@gmail.com

What is a Giclee Print?

By Martha Ayotte

The term Giclée is pronounced *gee-clay*. The name comes from a French word meaning “to spray.” That is what an inkjet printer does; it sprays the ink onto the paper. This process allows an artist to make an exact replica of their original artwork.

There are specific giclee printers for this process. Unlike regular inkjet printers that use ink dyes, the giclee printer will spray a special pigment onto the canvas or paper one color layer at a time. The layers overlap each other where needed. This pigment is more like actual paint and can have actual texture.

The paper for giclee prints has to be high-quality rag paper or 100% cotton. The combination of pigments and paper produces a high-quality print that is resistant to fading and will last a lifetime.

This process was first developed by an American printmaker named Jack Duganne back in 1991. There are actually three different types of giclee prints.

1. Photographs that are printed directly from the original digital file.
2. Photographs that are manipulated or enhanced in Photoshop or other editing software before being printed.
3. Photographs that are manipulated or enhanced after being printed.

Four things are needed to produce a print that is defined as giclee.

1. A good reproduction with a high-quality scanner or camera. The image must be at least 300dpi for images smaller than 36 inches x 36 inches. Using a lower dpi would mean losing some detail and accuracy of colors. When using Photoshop, you should select Adobe RGB or sRGB color profiles. The image should be saved as jpeg, jpg, tif or tiff. Leave a border of at least ¼ inch on all sides of the picture.
2. The paper must be either archival or museum-grade category inkjet paper, matte, cotton-rag, or canvas. Archival means resistant to deterioration and longevity and acid-free. Some quality papers are:
 - a. Hahnemuhle Matt Photo Rag
 - b. Hahnemuhle Museum Etching Paper (best for long-lasting prints)
 - c. Epson Premium Presentation Paper Matte Good for Matte finish
 - d. Moab Entrada Rag Bright 300 Paper, Get Linin free; Linin can cause the paper to discolor.





3. Must be printed on a Giclee printer. Most giclee printers are a larger format and hold up to 12 different color ink cartridges. A giclee printer is miles ahead of any inkjet printer you would find in a home or office.
4. Giclee printing requires the use of pigment-based inks. This ink is composed of small colored particles held in suspension.

You can find local giclee printing services in your local area or on the internet. Be sure to give or download high-resolution photos, and check the type of paper they print your art on.

Annex Show Winners

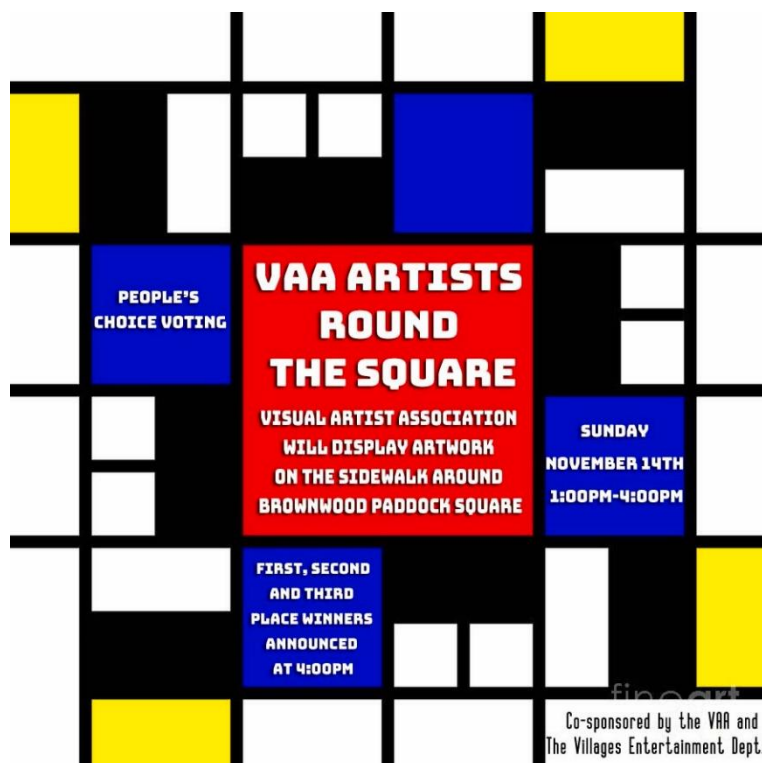


First Place:	Victoria Peterson, "Cozy Up"
Second Place:	Alex Turnbull, "Old Barn"
Third Place:	Jan Ramsey, "Fresh Flowers"
Hon. Mention:	Helen Poor, "Autumn Times"
Award of Merit:	Ralph Bischoff, "Hoot"





Events & Opportunities



ARTISTS 'ROUND THE SQUARE (ARTS) will be held on **Sunday, Nov. 14th from 1:00-4:00 pm** at Brownwood Paddock Square. The registration forms are found on our website under Forms - ARTS. Please mail your entry to Nan Kohr @ 1375 Fort Lawn Loop, The Villages, FL 32162.

Entry form **MUST BE RECEIVED BY NOVEMBER 6.**

Thanks all...Nan Kohr



Events & Opportunities

November Workshops


November 1-3, 9 am – 4 pm
“Capturing the Light”
Watercolor Workshop with Lynn Ferris

Wondering how to bring your paintings to that “next level”? Award winning paintings have something in common: strong design, drama, good use of light, and well-planned values. Using a variety of subject matter, Lynn will show you how to build stronger paintings, engage the viewer, and gain new skills and confidence working with shadows, light, values, and more.

Lynn provides handouts, reference materials, drawing aids for those who want them, and lots of personal attention.

November 8-10, 9 am – 4 pm
“Painting Watercolor with a Bold Brush” with
Vlad Yeliseyev

Academically trained master watercolorist Vladislav Yeliseyev (Vlad) will show you how to quickly capture the essence of the scenery with dynamic and powerful impressionistic approach. The artwork’s main message must be heard loud and clear and Vlad will show you how it is done in watercolor. It does not matter if you are the beginner, intermediate or advanced level because his method of teaching is through an individual approach. Vlad developed color mixing techniques specifically tailored for his students so their journey to fine arts would be enjoyable and effective. Even seasoned painters will find his methods stunning in their clarity for achieving desired results.






Village Art Workshops

Art in the Heart of Florida

November 14, 1 pm – 4 pm
Cindy Vener “Fa La La Mingo!”
Acrylic Beyond a Paint Party
All supplies included!



November 15, Three Classes to Choose From
Mari Hellwege, The Bead Strand
10 am - noon, “Shades of Christmas” Bracelet
1 pm – 3 pm, “Victorian Holiday Necklace”
3pm – 5 pm, “Shades of Christmas” Bracelet



November 16, Two Class Times Available
9 am – 12 pm or 1 pm – 4 pm
Kathy Mantel, Watercolor Batik Holiday Cards
Many Designs Available



November 30, Two Class Times Available
9 am – 12 pm or 1 pm to 4 pm
Annie Dotzauer, Glass Ornaments and a Surprise Project!





Village Art Workshops
Art in the Heart of Florida

**ART COLLECTORS,
ART ENTHUSIASTS &
INTERIOR DESIGNERS
WELCOME!**

Pop Up Art Gallery

NOVEMBER 12
5 – 7 PM

**ART FOR SALE FEATURING
TWO-DIMENSIONAL FINE ART
FROM TEN TALENTED LOCAL ARTISTS**

REFRESHMENTS PROVIDED

Village Art Workshops is located adjacent to The Villages in the North end of the Spruce Creek Professional Center at 10935 SE 177th Place, Suite 406, Summerfield, FL 34491

For more information,
Visit villageartworkshops.com
Or call
Wanda at (804) 536-1794



Bulletin Board



PO Box 964
Lady Lake, FL 32158-1655
visualartsassociation.com

CALENDAR AT A GLANCE

Friday, Nov 5, 1:00pm
Membership Mtg
25TH SILVER ANNIVERSARY
Sea Breeze

ARTS (Artists 'Round the Square) *
Sunday, November 14, 1-4 pm
Brownwood

Friday, Dec 3, 1:00pm
Membership Mtg
Sea Breeze

La Galleria Exhibit *
December 11

Nov-Dec Art Challenge *
Deadline: Dec. 31
Theme: "What I'm Thankful For"

* *indicates show or exhibit activity*

VAA Executive Board

President	Catherine Sullivan	cnjsullivan@aol.com
Vice Pres	Judy Nahmias	judynahmias@verizon.net
Secretary	Nan Kohr	kohr240@gmail.com
Treasurer	Carol Reynolds	caroljr46@gmail.com

Past Presidents

Lee Asta
Marge McQueston
Frank Zampardi
Nan Kohr
Barb Justice

Appointed Board Members

Helen Poor
Sally LaBaugh
Cheri Ptacek
Lisa Melcher

Newsletter Staff

Sally LaBaugh, New Members
sallylabaugh@gmail.com

Helen Poor, Scholarship
helenpoor@comcast.net

Betty Eich, Photo Frame
bettybrock@comcast.net

Darlene Hayes, Spotlight Artist
dgh@comcast.net

Martha Ayotte, Conversations
mayotte22@gmail.com

Cheri Ptacek, Editor
vaanews@yahoo.com

MEMBERSHIP RENEWAL

VAA Fiscal Year:

Sept 1 – Aug 31

Download form on our website

To mail in with \$15 dues

(Or bring to membership meeting)

Participation in VAA events require

Dues are current