


## The President's Message

**Good Day to you all!**

Our **March meeting is coming up quickly, Friday, March 5<sup>th</sup>**. I am including a picture showing the easel we will be silent auctioning for the Scholarship fund. It is a nice HEAVY studio easel.

Our **program** this month will be provided by Brian Dickson. Brian is a teacher. He has taught on 4 continents and 8 different countries. He presently heads the "Art in Paradise" at 9am at Paradise Rec center. His subject for our demo is Adjustable Pentagraphs in art production and enlarging sketches and photo accurately for painting. He will also discuss "reverse perspective" and pass along some secrets of producing them. Please check out his website for more information.



Lisa has been working on the list of members and has finished. The board decided to e-mail it to you. It has **both** present and recent past members. I'm thinking as things open up some of these past members will be rejoining us. We decided to email it because it would only be available to past and present members. If we put this information on our website, it would be open to anyone. I think this will be more convenient for you. Our computers and phones are in sync, and you can access this information no matter where you are.

Documents listing Board and committee members, dates to remember and show dates for the year are being sent to you via email. Of course they are subject to change due to the covid-19.

Our present Art Challenge is due the end of February. Cheri is doing a great job with the Challenge. Thank you. And thank you to all the members who are contributing art to this program.

**DON'T FORGET THE ARTS AROUND THE SQUARE ON MAR. 14.** A fun time for both artist and patrons. Nan has already sent out an email for you with the information you need. Also we have a new exhibit at La Galleria beginning March 13! Billie has done a great job over the past years and is transitioning this duty to new member Susie Schreiber. Make sure you've paid your membership dues.

See you in March. **REMEMBER TO SEND ME YOUR RESERVATION REQUESTS FOR THE MEETING!**

Barb Justice, VAA president

## ***New Members***



### **Jennifer Rothschild Bruns**

Phone: 808-286-5675

Email:

[jenniferbrunsartist1@gmail.com](mailto:jenniferbrunsartist1@gmail.com)



Moving from Honolulu, my husband Dan and I recently purchased in the Village of McClure. We'll live here seven months of the year, and the other five in Aliso Viejo, CA.

At the age of 6, I knew I was an artist! This lifelong pursuit has enabled me to live a life full of creativity, travel, purpose and joy. As a young professional, I was a graphic designer and spent four years making magic as portrait artist on Main Street, Disneyland, Then, along came teaching elementary and junior high art, and later, teaching Mixed Media workshops for adults.

Career highlights include: directing the Honolulu Country Club Gallery, curating shows for Honolulu City Hall and Association of Hawaiian Artists. I love creating both 2D and sculpting. Acrylic and Oil paints are my current favorite media. I've explored painting sessions at the Eisenhower R.C. Where ever I've lived, I've enjoyed being a part of a network of artists and am delighted that The Villages has so many opportunities to create, exhibit, teach and explore together. I look forward to getting to know you as a group and individually.



## Program at March Membership Meeting



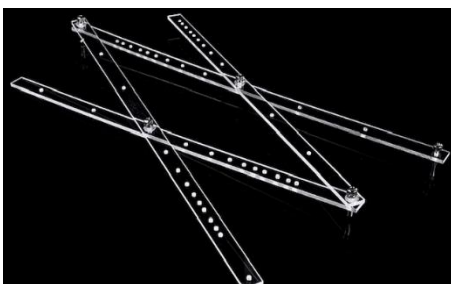
### Brian Dickson:

Brian is a retired Art teacher and School Principal (June 2006) with teaching experience on 4 continents and 8 different countries. Brian runs the Wednesday morning (9 -11:30) 'Art in Paradise - Studio Opportunity' at Paradise Recreation Center and is a founder-member of the Gem and Mineral Society of the Villages, a member of the VAA and the VAL. He has been an International Baccalaureate Art Examiner and teacher for many years. He is on the committee of the Art Scholarship awards of the VAA.

Brian has been in the Village of Silver Lake full time for 11 years and spends much of his time making Sterling Silver Jewelry, incorporating his Lapidary skills whenever he can.

**Brian's March 5th presentation** concerns a very important part of artwork production - how to transfer your source piece to the final original accurately. He will demonstrate the use of the adjustable PANTAGRAPH and the "Squaring-up" method. He will also talk about his "reverse perspective" pieces and pass on the 'secrets' of producing them!

Today many artists use photos as their primary source material for their inspiration. There are ethical and copyright limitations if the 'original' is the work of another person and the final product is to be an exact copy. If on the other hand an artist wishes to use his/her own photograph or preliminary sketch and needs to enlarge it, there are various methods to achieve this and Brian will be dealing with two of them - Squaring-up and the Artist's Pantagraph. As a short addendum he will go over the processes involved in the production of his 'Reverse perspective' pieces.



*An Adjustable Pantagraph*




*Squaring on the original design*



*The Final Painting*

Art completed by Brian Dickson NOT utilizing the pantagraph:




Model at Friday's Pimlico Portrait Session -  
from observation.  
(Charcoal on medium tone paper 16" x 11")




"Golf-Cart Bridge over 441"  
(Pastels - plein-air - from observation.)

Brian used the Pantagraph to complete the following works of art:

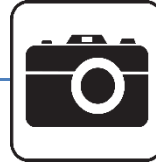


"Self Portrait" 2017, (Water color 16" x 10")



"Young Queen Victoria" from a still from the TV  
series.  
(Charcoal and white chalk 30" x 20")

## Photo Frame



### Meet Eileen Sklon

Eileen is originally from Long Island, New York. She's lived in The Village of Winifred for 6 ½ years. She got her first camera at the age of 16 and never looked back!

She loves the ways of making her images painterly and the thrill she gets from shooting these kind of images.

Eileen is proud to be a member of the team of presenters for Jackie Kramer's in-person Workshops, Photographers Unite, in Gainesville, Denver and Asheville. She teaches ICM (intentional camera movement) in these workshops. She has also been a presenter for Jackie Kramer's

Macro Masters online series and Photography Online series. Eileen has also presented at Photography and Art Clubs around Florida.



This was taken from a bridge in a moving car ...I wasn't the driver!



1/8 sec. f22 ISO100

49

## Spotlight on You



### Meet Kathy Karol

I currently live in the Village of Pine Hills with my husband, Ed and our pup Micky. We moved here 4.5 years ago from Lake Norman, NC to be closer to my parents who have been in TV for the past 25 years.

My art journey began about 8 years ago after retiring from a much loved career as a nationally certified sign language interpreter. I started out with acrylics after picking up a paint by numbers kit and immediately was hooked. I joined a local art group with talented artists who taught me a lot and I watched oodles of video lessons. After moving to TV I found Frank Zampardi's Jump Start and focused on my drawing skills for a year or so before meeting Harriet Dobbins who's pastel paintings amazed me. She kindly agreed to teach and mentor me and I haven't been able to put those messy, dusty little sticks down ever since.



I'm so happy to have found this great art community!



---

## Online Art Challenge

---

**Martha Ayotte** has volunteered to take over the Bi-Monthly Art Challenge, starting with the March/April period. **Thank you, Martha!!**

The Online Art Challenge is now a two-month exhibit. The current Challenge theme for March/April is *"Everything's Coming Up Green."* SHOW US WHAT YOU'RE UP TO! This isn't just about a contest, it's about sharing our art. This is how we get to know each other as an artist. So don't submit to win, **submit to share!** (You must be a paid current member. If you're not sure if you've paid your dues, contact Lisa Melcher at [lmelcher126@gmail.com](mailto:lmelcher126@gmail.com) or 248-701-7898]

**\*\*Email your art in .jpg format, along with title and medium used, to [mayotte22@gmail.com](mailto:mayotte22@gmail.com). (be sure to obscure your signature, and make sure no frames are included in your submission)**  
**--Deadline: April 30**

Cheri Ptacek

Please read the [RULES on the VAA website](#). Be sure to vote as soon as possible after submissions are posted on the first of the month so that your opinion is counted! Votes will be tallied on the 15<sup>th</sup> of each month, with first place votes given 3 points, second place votes given 2 points, and third place given 1 point. Ribbons will be given at the following VAA meeting. All submissions (with artist names) will be published once winners are determined. Winners' creations will be posted in the following newsletter as Banner Art.



---

## **Conversations**



---

With Martha Ayotte

### **ARE YOU IN AN ART SLUMP?**

As an artist, you probably know how wonderful it is to get a rush of unexpected inspiration when you can't wait to get started on a new painting. Unfortunately, that doesn't happen every day. If you waited around for the right mood to strike each time you wanted to paint, you might wait for a very long time. During these trying times, we can get depressed or discouraged. This month, I've done some research and discovered some exciting ways to inspire your artistic abilities.

- First, let's look at your painting space? Is it set up and ready to go? Is there a piece of fresh paper sitting there, with fresh water and paint? Hang up some paintings on the wall, either your own or paintings of artists that inspire you. Can you play music in your art space? If not, buy a "Google Home" or "Alexa Echo" and ask it to play some inspirational music you can paint by. Did you know the color blue inspires creativity? Paint your room blue!
- How are your supplies? Maybe you should buy a newer or better camera. A new brush or tube of paint or even an easel can start those creative juices flowing.
- What time are you most creative? Is it morning or after lunch? Is it early evening or after dinner? Try painting at different times and decide which time is best for you. Schedule yourself to spend 30 minutes every day to paint. If you don't get motivated in 30 minutes, stop. If you do, keep going!
- Have an old painting you have been avoiding? Is it too all-encompassing? Try painting a little each day, maybe the sky one day and a tree the next. Break it up into smaller projects. Then when you finish that painting, you'll get a dopamine rush. Your self-confidence goes up, and the next piece of art you attempt is a lot easier! But vice versa happens too: If you don't finish your work, it chips away at your self-confidence and can lead to a huge negative spiral.
- Change your attitude. Try to fall in love with the actual process of producing art instead of just the end result.
- Learn to play with your art. Try new colors and techniques. Humans are wired to learn from play.
- Go outside and take a walk with your camera. Photograph a bird or a tree. Maybe a flower in your yard. Photograph something ugly and make it beautiful with your art!
- Go through your old photos with a viewfinder. Try cropping a photo and only paint a small section of a scene or an object. While you're at it, put some inspirational photos in a folder and label it "To Do."
- Buy some notebooks, put one in your purse, one in the bathroom, and one in your bedroom. When you think of a good idea for your art, jot it down!



- Friends can be a great source of encouragement. Find a friend that might appreciate reciprocal accountability, who will ask you how far you have gotten on a project. Someone with who you can trade critiques. Someone who will encourage you.
- Watch Youtube.com and learn some new techniques or subjects.
- Go to an art gallery or show. There are plenty of shows in and around The Villages. See what fellow artists are painting or selling.
- Take a class. There are many free classes here in The Villages at recreation centers, and some you may have to pay for but are well worth the money. You may even meet another artist to share ideas or paint with!
- Go to art club meetings and talk to other artists. Ask them about their work and what inspires them. Their ideas and enthusiasm could inspire you!
- Look on the web and find art contests. You may not win first prize, but it will get you to push yourself a little.
- There are many art websites to see other artists' works that might inspire you. Some of my favorite sites are [Fineartamerica.com](http://Fineartamerica.com) and [Artpal.com](http://Artpal.com). These are also good sources to see what is currently selling.
- Get out your old artbooks, or buy new ones written by your favorite artist! Many times, they have illustrated step-by-step demos you can follow.
- Hang up one of you favorite art motivation poster, or paint one! Here are some examples.
- "When we stop fearing failure, we start being artists." Ann Voskamp.
- "The artist sees what others only catch a glimpse of." Leonardo Da Vinci
- "The job of an artist is to offer a sanctuary of beauty to an ugly world." Jeff Goins
- "I dream of painting, and then I paint my dreams." Vincent Van Gogh
- "If you hear a voice within you say, 'You cannot paint,' then by all means paint, and that voice will be silenced." Vincent Van Gogh
- "The principles of true art is not to portray but to evoke." Jerzy Kosinski
- "Creativity takes courage." Henri Matisse
- "Art is not what you see, but what you make others see." Edgar Degas

I hope some of these suggestions help inspire you; I know they did me!

---

## March Madness is Upon Us!

The [La Galleria Spring Show will hang on March 13](#). The registration form is on the website ([CLICK HERE](#)) and has all of the details. Please remember that Cash prizes will be awarded for 1st, 2nd and 3rd places. [current dues-paid members only]

**Billie Edwards**

email: [billieedwards@gmail.com](mailto:billieedwards@gmail.com)

## ARTISTS 'ROUND THE SQUARE (ARTS)

Some call it **March Madness**, for us it is our joyful madness to show off our artwork! This time we are going to be around [Lake Sumter Landing square on Sunday, March 14th from 1:00 to 4:00 p.m.](#) Remember to read the most recent guidelines shown with the registration form on our website ([www.visualartsassociation.com](http://www.visualartsassociation.com)) for displaying your work. [Current dues-paid members only]

You still get to park near your sidewalk space as usual and can set up an hour or so before the show. Down on the sidewalk will be taped numbers showing your assigned spaces and come by the registration canopy to get your envelope which will hold 3 stickers for your selection for Peoples' Choice voting. Winners are announced at 4:00.

Enjoy sharing your madness with neighbors attending who have come to learn about your art stories.

**Questions contact:**

Nan Kohr

[Kohr240@gmail.com](mailto:Kohr240@gmail.com)

352-350-2217

---

---

## Scholarship News-

---

Regional high school Instructors have continued with AP and senior art programs despite seriously reduced in-person teaching time. The VAA hopes the efforts of these dedicated art professionals and their students will result in some excellent applications and art from the class of 2021. March 6<sup>th</sup> is our deadline for all Scholarship Forms and CDs to be sent in.

**Final call .....**if any VAA member knows of a local or regional senior art student who might be home-schooled or tutored during these Covid times, please let us know. We will connect and get an on-line application out to them.

Challenges have continued in raising funds to support our cause. However, over the past month we have received **two substantial gifts from the families of recently deceased artists.**

One of those donations came from a most successful local art sale. It was held by Judy Oathout, so the proceeds from her husband Ed's supplies & equipment could benefit our 2021 scholarship winners. **Thank you Judy, for your generosity, and the hard work in organizing the sale to help our students.**

Our second major gift was from the family of a former student of mine who became a children's book illustrator and eventually a lead project artist for the Gov. in Washington DC. She was a multi-Scholarship winner during HS and at art colleges, earning three degrees. A brilliant talent was cut short by cancer last fall at age 39. Her family wished to remember her with an art scholarship for a young female graduate in FL.

Anyone can still contribute to our 2021 outreach, with a check made out to the VAA Scholarship Fund. All donations go directly to support students, and are tax deductible. If you have questions, ideas or donations for our program and its history, please check the Scholarship section on the VAA website, or call the phone number below.

At this time we are waiting on decisions from The Villages as to what type of celebration can be planned for our 2021 awards meeting in April. But, please know winners will be chosen and scholarships given out!

Movies and performances are slowly returning to the Villages. KC Productions (our theater partner) is again **beginning musical programs.** There will be a special production of the works/music of Andrew Lloyd Weber, with four local stars. It is slated for March 22 – 24<sup>th</sup> with both afternoon & evening performances. The Shows on Mar. 5<sup>th</sup> through 7<sup>th</sup> are already sold out! Check out additional information in The Daily Sun, and get tickets at the Villages Box Office Sites.

At this writing, still no art movie venues have been finalized. But, the Old Mill Playhouse is reopened now, and the updated Rialto Theater should be ready for films soon. As soon as showings are in place, we will put out notices and times.

**Stay well, Keep Creating .....and thank you for helping our student artists!**

Helen Poor & The VAA Scholarship Team  
352-561-4474

---

---

## **Events & Opportunities**

---

### **Village Art Workshops**

[www.villageartworkshops.com](http://www.villageartworkshops.com)

**January through April, 2021**



This spring and summer Village Art Workshops proudly present three series classes with three award winning regional artists: Kathy Mantel with monthly batik classes; Cindy Vener with monthly contemporary acrylic classes; and Sue Primeau with monthly watermedia collage classes. The series classes all start in May and run through September.

In addition, Wanda Boyd will continue her eight-week class “Ultimate Beginner Watercolor” throughout the spring and summer. This has proven to be a popular class for people with no experience who are curious about watercolor.

Another popular class is the glass class with Annie Dotzauer, where participants get a chance to learn about glass fusion and go home with two beautiful glass creations.

Frank Zampardi is another highly respected teacher at Village Art Center, specializing in drawing classes from beginner to advanced.

The annual Lunch and Learn Conference is scheduled for the second week of August. This fun conference is a whole week of back-to-back one-day workshops, complete with prizes and catered lunches for attendees. This conference always fills up fast as attendees from past years jostle to make sure they are first on the signup list.

Be sure and visit <http://www.villageartworkshops.com> to stay abreast of all the great art activities just minutes away from your front door!

## Bulletin Board



PO Box 1655  
Lady Lake, FL 32158-1655  
[visualartsassociation.com](http://visualartsassociation.com)

### CALENDAR AT A GLANCE

**Friday, March 5, 1:00**

Membership Meeting  
Seabreeze

**Saturday, March 13** \*

La Galleria Spring Exhibit Opens

**Sunday, March 14, 2021** \*

ARTS at Lake Sumter Landing

**Friday, April 2, 1:00**

Membership Meeting  
Seabreeze

**Friday, April 30** \*

Mar/Apr Cart Challenge Deadline

**Friday, May 7, 1:00**

Membership Meeting  
Seabreeze

**Friday, June 4, 1:00**

Membership Meeting  
Seabreeze

**No Membership Meetings during  
July and August**

\* indicates show or exhibit activity

### VAA Executive Board

President	Barb Justice	<a href="mailto:grannieb43@gmail.com">grannieb43@gmail.com</a>
Vice Pres	Catherine Sullivan	<a href="mailto:cnjsullivan@aol.com">cnjsullivan@aol.com</a>
Secretary	Nan Kohr	<a href="mailto:kohr240@gmail.com">kohr240@gmail.com</a>
Treasurer	Billie Edwards	<a href="mailto:billieedwards@gmail.com">billieedwards@gmail.com</a>

### Past Presidents

Lee Asta  
Marge McQuestion  
Frank Zampardi  
Nan Kohr

### Appointed Board Members

Helen Poor  
Sally LaBaugh  
Cheri Ptacek  
Lisa Melcher

### Newsletter Staff

**Sally LaBaugh, New Members**  
[sallylabaugh@gmail.com](mailto:sallylabaugh@gmail.com)

**Helen Poor, Scholarship**  
[helenpoor@comcast.net](mailto:helenpoor@comcast.net)

**Betty Eich, Photo Frame**  
[bettybrock@comcast.net](mailto:bettybrock@comcast.net)

**Darlene Hayes,**  
Spotlight Artist  
[dgh@comcast.net](mailto:dgh@comcast.net)

**Martha Ayotte, Conversations**  
[mayotte22@aol.com](mailto:mayotte22@aol.com)

**Cheri Ptacek, Editor**  
[vaanews@yahoo.com](mailto:vaanews@yahoo.com)