



Mar/Apr Art Challenge Winners

WINNERS NAMES
revealed inside

The President's Message

As I write this, it is a perfect day in The Villages; 84 for a high and a light breeze. It can stay like this till November as far as I'm concerned, but 90s will be here by the time you read this.

This will be my last message to you in the Newsletter. The next one will be written by your new president, Catherine Sullivan. Catherine along with the other Board members will make a good team. Our organization will be in great hands.

I understand Ray Martin will be presenting a program on digital art. This is new to many of us and should be very interesting. Thanks, Ray.

The winners of the last Art Challenge were Jane Bowman, 1st; Kathy Karol, 2nd, Kathy Greco, 3rd. Martha Ayotte will be recognizing the winners at our meeting. The May – June challenge will be Memories and Memorials. The Art Challenge was initially set up as a way to keep you motivated and producing your art during our long isolation. Although things are finally opening up, we plan to continue the Art Challenge as long as you enjoy it. We hope you will continue to create and submit your art to future Challenges.

Well to be honest I really don't have a lot of earth-shattering news so will be closing.

OOPS, yes, I do! Just got word we will be going back to our usual set up and **no restrictions on number of members who attend our meetings**. So if you are comfortable being in a larger crowd, mask and no mask, you are all invited to the June 4th meeting. Hope to see a lot of shining faces!

Bye for now,
Barb Justice, president



New Members



Bobby Allan
Phone: 352-561-4597
Email: crboca@aol.com



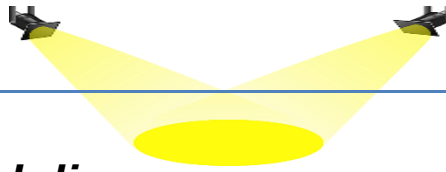
Bobby Allan moved to The Village of Chatham permanently in 2009. He discovered his artistic talent after his retirement from teaching high school electronics, physics, math and robotics in Canada. He also served on the board of the Niagara-On-The-Lake's HYDRO electric utility for six years in Ontario, Canada. He is a Korean veteran.

His favorite media include pen and ink, graphite and water color pencils. Bobby began taking a sketching class where he met Carol, a fellow artist. The couple married at the Waterfront Inn with friends from both the villages of Chatham and Tamarind Grove celebrating with them. They live in Tamarind Grove and continue to develop their talent by taking workshops in various recreation centers.

Bobby was pleased to present his work to friends and peers in his hometown of Niagara-On-The-Lake, and The Villages. He exhibits and sells his work with a portion of the profits donated to the Honor Flight Fund enabling veterans to visit the DC war memorials and be recognized and honored for their service. He looks forward to taking advantage of the VAA learning and exhibiting opportunities and to meeting other VAA members.




Spotlight on You



Meet Phil Julian

Phil's career in art can be traced to his early childhood when he had a natural love of nature and admiration for those who were able to express themselves with drawings or other forms of art. He was voted "most artistic" his senior year in high school in Dunkirk, NY. His early years were spent raising his family, but enrolled in oil painting classes in 1973 where he studied for 5 years.



In 1983, Phil stumbled into the world of woodcarving. He repaired and painted a mallard drake decoy, which led to his carving his own mallard decoy from scratch. He then enrolled in carving classes under a master woodcarver and has since created hundreds of carvings and paintings that he sells in art exhibitions throughout western New York, and more recently in Florida. He's received numerous awards and ribbons for his art.

Julian moved to The Villages in 2008 and promptly joined VAA and VAL. "The Villages is a great place to be an artist," he said. He feels the ultimate compliment is when someone pays their hard-earned money to purchase a piece of his work. He believes that art has greatly enriched his life.



Banner Artists - Winners of Mar/Apr Art Challenge


First Place	"Springtime"	Jane Bowman	Colored Pencil
Second Place	"Anticipation"	Kathy Karol	Pastel
Third Place	"Iris 2"	Kathy Ann Greco	Watercolor

Online Art Challenge

May/June Theme: "Memories and Memorials"

Deadline: June 30

Submit your entry to mayotte22@gmail.com. (be sure to obscure your signature, and make sure no frames are included in your photo). You must be a current paid member of VAA to enter.



June is our last meeting of the fiscal year!

(No meetings in July and August)

Please join us on Friday, June 4 at 1:00 pm, Sea Breeze Rec Center

Masks are no longer required, no limit to number of people

Hope to see you there!

(Read about the Program presenter on Page 11)

New VAA Officers



The following individuals were elected as officers of VAA for the next two years by the members attending the May general meeting. They will assume their positions on September 1, 2021 and remain our leaders through August 31, 2023:

President	-	Catherine Sullivan
Vice President	-	Judy Nahmias
Treasurer	-	Carol Reynolds
Secretary	-	Nan Kohr



Conversations



Send your topic suggestions for
Conversations to Martha at
mayotte22@aol.com

Values and Colors in Art

By Dianne Mize

Imagine music without a clear melody. . . In art, a close equivalent to that would be a painting without clear values or colors. Just as the notes and rhythms of a melody lead us through a musical piece, it is value and color that move us through a painting.

But what exactly are the roles of these two indispensable elements? Let's start off by taking a look at *value*.

The role of value in art

We all know what value is. It's a term we use to refer to lights and darks, which are arguably the most important of all the visual elements. Without value variations we could not even see the subject—in pitch black or blinding light or even thick gray fog, for example, we see nothing.

Moreover, we've heard repeatedly from our instructors that if we get the value right, the color can be off and the painting will still work. Is this *always* true? Perhaps not, but there *is* a lot of truth to it.

So why is value in art so important? There are two reasons.

1. Values describe the scene in ways that colors cannot. In a representational painting, value plays the role of describing three important characteristics of the subject:

1. Whether the subject has volume or is flat.
2. What kind of texture the surface of the subject has.
3. Where the light source is located, and how bright it is.

Interestingly, paintings do not need color to play these informational roles. Take a look at this painting by Lilli Pell, with full color.

Now look at the same painting, without the color:



Notice that without the color we still read the shape and form of the sheep and tree; we still understand the texture of the sheep, grass and foliage; and we know that the sun is located low in the sky and off to the right.

Value in art, then, makes it possible for us to know what we're looking at. Without clear values in a painting, objects will appear flat, lifeless, and uninteresting. But value has another role, too.

2. Values create the visual structure of an image

The darks and lights of a painting do more than just provide descriptive information—they also determine its structure. Look at this:



I have found the [notan](#) (lightness/darkness) of Pell's painting by converting into black its shadow areas and leaving white areas where the light strikes. This makes it easier to see how the darks link to one another, causing the pattern that is the painting's structure.

Whether we realize it or not, there is a definite *value pattern* in every good painting that knits every shape together while keeping our eyes interested.



Charles Reid



Anders Zorn



Jan Vermeer



In the above examples we see three paintings by Charles Reid, Anders Zorn and Jan Vermeer, respectively. Underneath each is a notan showing the painting's value structure. Lights link to other lights and darks link to darks (whether by actually touching or by their relational positions) to create three very distinctive patterns.



In the Reid painting, large amounts of background lights link to smaller amounts of lights within the subject. The light to dark ratio is about 70/30.



In the Zorn painting, the opposite is true. Large amounts of background darks link to smaller amounts of darks within the subject—and the light to dark ratio is reversed too.



In the Vermeer, the light to dark ratio is nearly equal and both the foreground and the background contain large areas of lights and darks, as well as detailed sections.

Each of these three artists have not only observed the location of the light source and used it to describe their subjects, but they've also emphasized and refined that information to create an appealing visual structure.

Scholarship News

Hard to believe we are writing up the last Scholarship News for the season. It has been both a most challenging and yet also inspirational time. The challenge part wasdealing with the most difficult fundraising year ever ! The inspirational reward for all of us came from our terrific 2021 lady winners who displayed such poise, personality and professional work. We wish all our members could have seen more of their portfolios and met them in person. They were a pleasure to interview and to have with us in person in April. Their Scholarship checks will be sent to their selected schools in late summer. The VAA surely wishes them an easier and less concerning college start than our winners of 2020 !

Now..... it is looking forward to next fall and new directions...and celebrating a special 25th Anniversary. The VAA will be going back to our normal great meetings, shows and events. Scholarship will be moving ahead to reconnect with former funding partners and looking for new ones. Some fun events for fall are already in the planning stages, and we hope to get input and ideas from all of you. Driveway parties, with possible art sales, golf events, museum/art show tours....and guest artist lectures and programs might all be possibilities , now that most of us have our shots. Please do not hesitate to call if a good idea, guest speaker or opportunity comes to mind .

As each month goes by things will continue to improve. The Scholarship Team wishes all of you the start of some travel, time with family, and the opportunity to see and make new art !

HAVE A GREAT SUMMER !

Helen Poor, for the VAA Scholarship Program
352 561 4474

Daniel Ives - Scholarship Winner from 2020




Daniel Ives was one of our "Covid Kids"...the students we could not see in person or celebrate their art. He was a 2020 winner of a \$2000 scholarship. Daniel graduated from the private school Redeemer Christian in Marion county.

Daniel was accepted and is attending Pratt Institute North at the Munson William Proctor Art Institute in Utica NY. He will return there next year and then finish his last two years of art school at the Pratt Campus in NY City. His story is quite unique in that he had no high school art classes. He worked on his own and with private teacher Nina Lovill of Ocala. Daniel is back for the

summer and has secured a restaurant job. He loved the upstate NY fall foliage, but was not so keen on snow!

Here are some of Daniel's latest creations. Enjoy!



Member Awards

Our VAA member **Lois Kamp** recently took First Place at the Leesburg Center for the Arts in their members-only show called 'Compact.' It is a fiber art creation titled "*White, Black and Red All Over.*"

Congratulations, Lois!



June Membership Meeting Program

Ray Martin, Digital Artist



Ray started drawing and painting when he was 7 years old. He continued being very involved in art throughout his high school years. He ultimately attended Paier College of Art, Hamden CT. and also studied at the International School of Art in Rome, Italy for a semester. His digital art career started approximately 14 years ago when he got involved with the Digital Art Academy. He began his digital paintings like his traditional paintings. His technique is to start with a thumbnail, then sketch on a digital blank canvas, after which he begins to paint with pixels. He does not clone or manipulate photographs. He freehands everything he paints.

The demo Ray will be presenting will compare traditional art to digital art. Also he will demonstrate how to create digital paintings. He will be teaching the steps he takes from start to finish.



La Galleria Exhibit Winners



**FIRST PLACE – “3’s A Crowd” , Watercolor
Susie Schreiber**



**SECOND PLACE – “Contemplating Onion Soup” –
Pastel, Kathy Karol**



**THIRD PLACE – “Life Force” –
Mixed Media, Ruth Ann Maury**



**HONORABLE MENTION – “Mystical Flamingo
in Purple Haze” –Photography, Diane Pattie**



AWARD OF MERIT – “Seascape I” – Acrylic, Billie Edwards

Events & Opportunities



Our sizzling summer schedule is heating up at Village Art Center! Call Wanda at (804) 536-1794 or visit our website at www.villageartworkshops.com to register.

Teaching Tuesdays

For the late spring and summer, we have a series of one-day workshops with talented local artists Cindy Vener, Kathy Mantel, Sue Primeau, Frank Zampardi & Annie Dotzhauer. Take one in a series or take them all – your choice!

Cindy will be teaching a series of one-day acrylic workshops on the following dates: June 15, July 13, August 17, and September 14. Check out Cindy's beautiful work at <https://www.CindyVener.com>.



Kathy Mantel will be teaching a series of one-day batik workshops on the following dates: June 8, July 6, August 10 and September 7. Kathy's work is bright and beautiful and filled with creative joy.

Sue Primeau is a popular regional artist & instructor who will be teaching a series of one-day collage workshops on the following dates: June 22, July 20, and August 24. See Sue's work at <https://www.teamingpondinc.com/home>.



Frank Zampardi is teaching a series of one-day pen and wash workshops on the following dates: June 29, July 27, August 31, and September 28.

Other Fun Activities



Annie Dotzhauer is a talented glass artist who will teach you how to make beautiful pieces of jewelry and home décor with a warm and friendly teaching style. Hey, anyone with three kilns MUST know what she's doing! Fee is \$89 and class is June 10 and 17.

In addition, Wanda Boyd will continue her "Ultimate Beginner Watercolor" eight-week watercolor classes with all supplies included. The next one starts July 9.



Bulletin Board



PO Box 1655
Lady Lake, FL 32158-1655
visualartsassociation.com

CALENDAR AT A GLANCE

Friday, June 4, 1:00 pm
Membership Mtg
Sea Breeze

May/June Art Challenge *
June 30 deadline
"Memories/Memorials"

July/August Art Challenge *
August 31 deadline
"Summer Adventures"

Friday, Sept 3, 1:00pm
Membership Mtg
Sea Breeze

**No membership meetings during
July and August; New fiscal year
For VAA starts September 1,
when dues are payable.**

VAA Executive Board

President	Barb Justice	grannieb43@gmail.com
Vice Pres	Catherine Sullivan	cnjsullivan@aol.com
Secretary	Nan Kohr	kohr240@gmail.com
Treasurer	Billie Edwards	billieedwards@gmail.com

Past Presidents

Lee Asta
Marge McQueston
Frank Zampardi
Nan Kohr

Appointed Board Members

Helen Poor
Sally LaBaugh
Cheri Ptacek
Lisa Melcher

Newsletter Staff

Sally LaBaugh, New Members
sallylabaugh@gmail.com

Helen Poor, Scholarship
helenpoor@comcast.net

Betty Eich, Photo Frame
bettybrock@comcast.net

Darlene Hayes, Spotlight Artist
dgh@comcast.net

Martha Ayotte, Conversations
mayotte22@aol.com

Cheri Ptacek, Editor
send your contributions to
vaanews@yahoo.com

MEMBERSHIP RENEWAL

**VAA Fiscal Year:
Sept 1 – Aug 31**

Download form on our website
To mail in with \$15 dues
(Or bring to Sept membership meeting)