



### Holiday Art Challenge Winners

WINNERS NAMES  
revealed inside

## ***The President's Message***

HAPPY NEW YEAR!!!!!! And Happy Valentines Day! 2021 is here but to tell the truth things haven't changed much -- but it will get better, We soon will be receiving our vaccination against the COVID-19 and maybe things will return to normal. This is an important year for the VAA. Our organization had its first meeting in September or October 25 years ago. We hope to be able to have a celebration at our October meeting.

Nan Kohr chaired the newly formatted ARTS at Spanish Springs. It was a hit with artists and visitors alike. Thank you, Nan. The next ARTS is at Lake Sumter Landing in March.

We will be having a live meeting on Friday, February 5, 2021 at SeaBreeze Rec Center. Regular restrictions. Must wear a mask, and the chairs are set for proper social distancing and **MUST NOT BE MOVED**. We are allowed 54 members in the room and have averaged about 35 at the last meeting. **Remember to email me at [grannieb43@gmail.com](mailto:grannieb43@gmail.com) for your reservation.**

Mike Daley will present a program on Plein Air painting. I spoke to Mike a while back and he gave me some very good advice. Set-up requires the necessities of life: shade, water and a potty, things like that. And of course, something interesting to paint! I am really looking forward to the meeting and the program.

While 2021 has arrived not feeling much different than 2020, we did have the La Galleria show and ARTS. That gives us reason to look forward to getting back to normal. As we get these COVID-19 vaccinations behind us, I think it will help.

Looking forward to seeing as many of you as possible at our February meeting. Take care, stay happy, and this too shall pass.


Barb Justice, President




## New Members



Phil Armstrong  
Phone: 724-344-1535  
Email: [jpalandco@gmail.com](mailto:jpalandco@gmail.com)



I spent the majority of my life in a nice, small town S.W. of Pittsburgh, PA. Its name??? Washington-named after George, who slept there once. I'm semi-retired; needing to tend to my real estate holdings when needed. Strangely, my daughter bought a home in the Villages and introduced the lifestyle that I was looking to retire to. I believe that was three years ago. I try to be here in the Village of Bonnybrook as much as I can December thru April. My artistic ability is novice at best and my preferred medium now is acrylics concentrating on landscapes. I'm working on my drawing abilities so that I may move from novice to artist. Little over a year ago, I purchased a 101 piece art kit and a nice wood draftsman table for \$40 and kicked off my career in art. Now that I paint, and I paint everyday almost, my awareness of the beauty of the simple things is awakened and I struggle to paint what I see.





## February Program




### MICHAEL DALEY

Mike will be presenting a demonstration about his passion for plein air painting at our February meeting on Friday, February 5.

Mike is a member of the Florida Plein Air Painters and Ocala Plein Air Painters. He studied at the Cleveland Institute of Art and The University of Toledo School of Design. He traveled on the World Art Tour from 70-74 and the first oil embargo. He's the past owner of Studio Arts and Frames and Award Art, in Toledo. He spent the last 20 years of his career doing paintings and illustrations of golf courses in the US, having painted over 80 golf courses. He did illustrations for Golf Illustrated and Golf Magazine and was called on to paint concept drawings of courses for developers and course architects as well as oil paintings of featured holes. Mike moved to The Villages in 2004 and has enjoyed doing plein air paintings around the state.

**BE SURE TO ATTEND!!**



## Spotlight on You



### Karen Love Cooler

[karenlovecooler@gmail.com](mailto:karenlovecooler@gmail.com)

610 761 3700

[www.karenlovecooler.com](http://www.karenlovecooler.com)

Hello, I live in the Village of Sunset Ridge half of the year. My husband and I live in Penn Valley, Pennsylvania (a suburb of Philadelphia) for the rest of the year. We are currently transitioning to becoming full time residents of the Villages.



I have made art my entire life. After raising my children, I attended The Pennsylvania Academy of the Fine Arts. This is a four year classical all studio fine arts degree. Prior to and during that time, I was a Docent at the Philadelphia Museum of Art for over 25 years. I wrote and presented art tours covering the museum's holdings and many special exhibitions. I am a founder of MCGOPA, an artist run art gallery celebrating its 25<sup>th</sup> year. I spent many years as the gallery director.

I am primarily interested in our relationship with Nature. Most of my current work is Mixed Media, primarily acrylic paint and photo transfers from my own photos. I also work in encaustic, oil paint, printmaking techniques, oil and chalk pastels and watercolor. I am always interested in trying new art techniques. I look forward to becoming an active member of the art community here in The Villages.





---

## ***Banner Artists - Winners of Holiday Art Challenge***

---

First Place	“Grandpa’s Lap”	Cheri Ptacek
Second Place	“Count Your Blessings”	Carrie Crowell
Third Place	“Tis The Season”	Mark Richardson

---

## ***Online Art Challenge***

---

***You still have time to create and enter into the January Art Challenge!***

January theme: “**New Beginnings**” --**due by Friday, Feb. 8**. This is the last month for a later entry due date. Going forward, the due date will be the last day of the month. So February art is due February 28.

All themes are your interpretation, so think outside the box. It’s about art, **new art**. **We are challenging you to keep making NEW art every month!**

February Challenge: “**Love It !**”

March Challenge: “**Everything’s Coming Up Green**”

**Submit your entry to [vaanews@yahoo.com](mailto:vaanews@yahoo.com)**. (be sure to obscure your signature, and make sure no frames are included in your submission)

**Happy New Year!**

Cheri Ptacek

**Please read the [RULES on the VAA website](#). Be sure to vote as soon as possible after submissions are posted so that your opinion is counted! Votes will be tallied on the 15<sup>th</sup> of each month, with first place votes given 3 points, second place votes given 2 points, and third place given 1 point. Ribbons will be given at the following VAA meeting. All submissions (with artist names) will be published once winners are determined. Winners’ creations will be posted in the following newsletter as Banner Art.**

## Conversations

With Martha Ayotte



Send your topic suggestions for Conversations to Martha at [mayotte22@aol.com](mailto:mayotte22@aol.com)

### HOW TO TRANSFORM YOUR SO-SO PHOTOS INTO GREAT WORKS OF ART

Do you have tons of photographs, but you don't feel they are good enough to paint? Take a second look at them. They don't have to be great photos. They just have to give you a good feeling. If it doesn't follow the principles of design, change it! With a little imagination, you can transform almost any photograph into a beautiful work of art.

Joyce Hicks is one of my favorite artists. She has written many books on painting from photographs. Joyce says, "If you want to create a work of art, you must break free from copying your subjects exactly and learn to be more creative ." I will try to demonstrate how she turns an ordinary photo into a work of art with one of my own photographs.

First, study your photos. What was your visual or emotional attraction when you took that photo? Maybe it was the flowers, a fence, or a road? Maybe it was the geometric shapes. Maybe it gave you a sense of peace. Find Something you love about your photo, and make that your theme for your painting.

If your goal is to replicate the photo, you might as well print out the photo and frame it. If you want a work of art, paint the feelings and the character of the place. Break free from copying your photos and learn to be more creative. Paint the scene the way you want it to be!

I will go through the steps Joyce Hicks outlines in her books. I chose a photo I took in Maine. Even though it didn't depict the ocean, I loved the boat and the time-weathered houses. It gave me the feeling of the ocean. (Fig.1)



When you find your photo, print it out in grayscale. This printout will enable you to see the shapes and values better.

Take a magic marker and trace the shapes of the objects in the photo that attract you. Skip any details that don't add to the feeling or theme of your photo. You can even crop the photo. See my photo (Fig. 2).

Now take the shapes you outlined and draw them onto a small sketch sheet. Move, delete, rearrange, or resize them to create a good

composition that follows the principles of design. Add things that give it interest, like a clothesline or an animal. Use your imagination. You may have to do this sketch a few times before you come up with a good design. Don't proceed until you have a strong composition in place. In my sketch, I added the ocean and made the boat in the foreground larger to become the center of interest. (Fig.3)



Now trace this on a new sketch sheet and sketch values (darks and lights) to the objects. Decide where your sun and shadows will be. Rearrange foliage for better balance. Keep negative spaces in mind. You may have to do many sketches, but when finished, this will be your value sketch. (Fig.4)

Now trace your outline sketch onto a small piece of watercolor paper and create a color sketch to

determine the colors you will use to paint your final piece. Do you want it to be warm or cool? Colors can attract your viewers to the center of interest. Changing your colors can change emotions too. Paint your sketch and repeat as necessary until you feel you have successfully conveyed your theme to the paper. Only when you are happy with your color sketches should you paint your final painting. (Fig.5)



**If you haven't yet submitted your dues for the fiscal year (Sept 1 – Aug 31), and you wish to participate in any VAA opportunities, including shows and contests, please visit the VAA website at [visualartsassociation.com](http://visualartsassociation.com), click on Forms and download the renewal form to mail with your dues.**

---

## Scholarship News

---

**Scholarship Applications went out to our three regional counties Jan. 22<sup>nd</sup>.** Senior Art Teachers & Dept Heads still indicate that art majors are preparing to apply. Seniors in Traditional, Honors and AP Art Programs are preparing portfolio work in a most challenging academic & artistic year. Instructors continue with seriously reduced in-person teaching time.....and online projects. Even without vaccines, districts are trying to keep High schools open and safe. The VAA is hopeful that Central FL programs will have some talented and qualified art graduates for us by March 7<sup>th</sup> which is our deadline. If any VAA member knows of a local/regional senior art student who might be home schooled or tutored during these unusual times, please let us know. We will send them materials and an application packet.

It has been our most challenging year ever to raise funds to support our cause. Anyone can still help with a check made out to the VAA Scholarship Fund. All donations go directly to help students, and are tax deductible. If you have questions, ideas or support concerning our outreach please note the phone number below. At this time we do not know what type of celebration can be planned for our 2021 winners in April. But, better days are coming and we will find a way.

Movies and national performances are still slow to return to the Villages, but some live shows are starting. KC Productions (our theater partner) is launching winter offerings. Please check out additional information at the Villages Entertainment Site, and in the Daily Sun. At this writing still no art movie venues / calendars have been finalized. As soon as things open and showings are in place, we will put out notices and times .

There is much to love about The Villages and The Art that we do here.....so Celebrate Valentine's Day with something special and enjoy it all !

Helen Poor & The VAA Scholarship Team  
352 561 4474



## Art 'Round the Square (ARTS) – Winter Show

We had a really good ARTS Show in January at Spanish Springs. It was sunny, with some chill. But a lot of people attended and numerous sales took place!

### People's Choice Winners were:

First Place	Billie Edwards	"Big Wave"
Second Place	Lois Bixby	"Gossamer Blue"
Third Place	Susan Donohoe	"A New Day Dawning"

A Big **THANK YOU** to our volunteers Doreen Lowther, Carol Reynolds and Mary Kozlowski!

*Nan Kohr, Chair*

*(apologies for no pictures, but will try to get into next newsletter – Editor)*

## Member Recognition

Some of our VAA members were recently recognized by the Florida Watercolor Society when their paintings were selected out of over 300 entries to be in their Online Show (which can be accessed at <https://floridawatercolorsociety.org/online-show/>). One of our members, Peggy Lefebvre, took first place!




"New Red Sneakers", Peg Lefebvre



"Grandpa's Lap", Cheri Ptacek



"A New Day is Dawning",  
Susan Donohoe



"Crystal Falls", Susie Schreiber

## Events & Opportunities


Village Art Workshops present a fantastic mix of Live Zoom, YouTube Livestream and in-person workshops with nationally known artists. Stay home and paint in your pajamas or come on down to the art center and paint with your friends. Have it your way at Village Art Workshops – [www.villageartworkshops.com](http://www.villageartworkshops.com)



Sterling Edwards, 2/1, 2/2 & 2/3  
Live Zoom



David Smith, 2/8-2/10 YouTube  
Livestream



Karen Knutson, 2/15-2/17  
In Person



Kathy Durdin 2/22-2/24  
Live Zoom




Marie Natale, 3/1-3/3  
In Person



Linda Kemp, 3/17 & 3/18-3/19  
Live Zoom



Jennifer Stone, 3/22-3/24  
In Person



Bob Burrige, 4/6-4/7  
Live Zoom



Kate Burrige, 4/8  
Live Zoom



Kathie George, 4/12-4/14  
In Person



TO SEE MORE ABOUT THESE WORKSHOPS, VISIT [WWW.VILLAGEARTWORKSHOPS.COM](http://WWW.VILLAGEARTWORKSHOPS.COM)

## Bulletin Board



PO Box 1655  
Lady Lake, FL 32158-1655  
[visualartsassociation.com](http://visualartsassociation.com)

### CALENDAR AT A GLANCE

**Friday, February 5, 1:00**  
Membership Meeting  
Seabreeze

**February 8, Deadline** \*  
January Art Challenge  
"New Beginnings"

**February 28, Deadline** \*  
February Art Challenge  
"Love It!"

**Friday, March 5, 1:00**  
Membership Meeting  
Seabreeze

**March 14, ARTS** \*  
Art Round the Square  
Lake Sumter Landing

**March 31, Deadline** \*  
March Art Challenge  
"Everything's Coming Up Green"

\* *indicates show or exhibit activity*

### VAA Executive Board

President	Barb Justice	<a href="mailto:grannieb43@gmail.com">grannieb43@gmail.com</a>
Vice Pres	Catherine Sullivan	<a href="mailto:cnjsullivan@aol.com">cnjsullivan@aol.com</a>
Secretary	Nan Kohr	<a href="mailto:kohr240@gmail.com">kohr240@gmail.com</a>
Treasurer	Billie Edwards	<a href="mailto:billieedwards@gmail.com">billieedwards@gmail.com</a>

#### Past Presidents

Lee Asta  
Marge McQuestion  
Frank Zampardi  
Nan Kohr

#### Appointed Board Members

Helen Poor  
Sally LaBaugh  
Cheri Ptacek  
Lisa Melcher

### Newsletter Staff

**Sally LaBaugh**, New Members  
[sallylabaugh@gmail.com](mailto:sallylabaugh@gmail.com)

**Helen Poor**, Scholarship  
[helenpoor@comcast.net](mailto:helenpoor@comcast.net)

**Betty Eich**, Photo Frame  
[bettybrock@comcast.net](mailto:bettybrock@comcast.net)

**Darlene Hayes**,  
Banner Art & Spotlight Artist  
[dgh@comcast.net](mailto:dgh@comcast.net)

**Martha Ayotte**, Conversations  
[mayotte22@aol.com](mailto:mayotte22@aol.com)

**Cheri Ptacek**, Editor  
[vaanews@yahoo.com](mailto:vaanews@yahoo.com)

### MEMBERSHIP RENEWAL

VAA Fiscal Year:  
Sept 1 – Aug 31  
Download form on our website  
To mail in with dues