



September/October Art Challenge Winners

WINNERS NAMES
revealed inside

The President's Message

By the time you read this, you may have already celebrated Thanksgiving. Here's hoping that it was a safe and happy one. Hanukkah will begin Sunday, November 28th and ends Monday evening, December 6th - Happy Hanukkah to all who celebrate this wonderful holiday. We are just one month away from Christmas Eve and Christmas Day. Here's hoping that you are on Santa's "Nice" List!

Please join us for a fun Holiday Party at The SeaBreeze Regional Recreation Center at **1:00** on **Friday, December 3rd** beginning with Check-in starting at 12:30pm. We promise good food, Great Friends, Entertainment and Fun Games, including taking a keepsake photo with a familiar Holiday character. You are invited to brighten our refreshment table by **bringing either a plate of cookies or a plate of appetizers to share** (about a dozen or so). Place them on the refreshment table upon arrival.

If you bake your own cookies, not buy them, you may enter two samples of them in our first **"Holiday Cookie Contest."** Just place two samples of your own baked cookies in a plastic baggie marked with your initials. Set the sample bag on a tray at the table marked "Holiday Cookie Contest" when you arrive, which will be located near the podium. Include an index card or note with the **Name of your Cookies** (something unique) and the **"Main" Ingredient** on the card and enclose it in the sealed bag for judging by two random folks. Judges will confer after tasting them and award a Best Holiday Cookie Prize to the winner, so let's get baking!

Our Scholarship Committee will be accepting any and all art supplies, preferably new or gently used that you wish to donate for our fundraising Christmas Stocking. In lieu of an Art Demo, we will be **entertained** by Lynne Albers and her partner, Joe Di Leo of "Sentimental Reasons," who will also conduct a Sing Along with all of our members so get your holiday "Do Re Mi" ready!

Come and spend the afternoon with your fellow VAA members. Our Committees and volunteers always do their very best for you and would love to see and greet you during this Season!

Merry Christmas, Happy Hanukkah and All the Best in the New Year!
Catherine Sullivan, VAA President

New Members



Juanita Higgins
Phone: 302-259-5918
Email: Juanitahiggins1928@icloud.com



Juanita Higgins recently moved to the Alden Bungalows, just east of the Brownwood Square. Always creating, her parents knew her as their “little artist.” During the Depression, the family survived, although they lost nearly everything when the banks crashed. Then, even food was hard to get. Her dad made a special effort to buy blank newsprint paper from the town’s newspaper to keep Juanita in supplies. Schools had no money for paint, so most projects were done in pencil or pen and ink. In high school, she had to turn down a college scholarship as it was not comprehensive enough and she had to work to contribute to the family budget.

As a young mother in New Jersey, she was blessed to take her first oil painting lesson from an outstanding teacher, Vera Falttemeyer, who became her mentor. Juanita has been painting ever since. She now paints with acrylic paint. For nine decades, Juanita has enjoyed drawing and painting the people and places that surround her. She looks forward to painting the special places and people in The Villages.



New Members





John Ferraro
Phone: 414-477-0065
Email: portferraro@gmail.com



John Ferraro is originally from Port Washington, Wisconsin and has lived in the Village of Fenney for two years. His lifelong passion of photography served him well as a creative compliment to his day job. Rather than treat photography as a second business, he found joy, relaxation and satisfaction in the challenge of finding unique light patterns and compositions in the many places he traveled as a banking Account Executive. As John moved towards retirement, he wanted to give back to his community. Rather than serve on not-for-profit boards, he took delight in volunteering to be a special event photographer for such charities as United Way and youth sports programs.


"I've been a student of photography for 40 years. I'm fascinated by all types of photography. Many photographers choose to focus on one specific style, but I find that each style presents a new learning opportunity. Landscape and Portraiture are two of my favorites."



New Members



Judith (Judy) Mulh
Phone: 440-477-9454
Email: judithmulh@gmail.com



“Judy” Mulh is originally from Mentor, Ohio. She and her husband Ken live in the Village of St. Charles six months out of the year. Although in college Judy minored in Art, she went on to teach grades K-8 in the Willoughby-Eastlake School System in Ohio. After

retiring, she started taking watercolor and colored pencil workshops in both Ohio and The Villages. Judy’s best art experiences include taking an art class with her dad, Don Christofer, illustrating a story for children written by her son (see veggie painting below) and meeting special “art friends” in The Villages. She looks forward to sharing her experiences with her sister who moved to The Villages last year. She exhibits her work in Ohio and is a member of The Village’s Colored Pencil Painting Group.

“I see paintings wherever I look. I search for and enjoy the unexpected forms that come to life as I work on a drawing or painting. I relax creating a piece of artwork the same way I lose myself in a novel or working in my gardens.”



New Members



Merilee Tutcik
Phone: 561-373-1492
Email: tuzek@aol.com



Backdrops as diverse as Southeast Asia, New York, Russia and Houston have all contributed to the diversity and complexity of artist Merilee Tutcik. Her participation in a broad spectrum of artistic endeavors such as ballet, stage set design, graphic arts, and the paintings and mosaics she has become famous for, define her as a unique and original contributor to the international art world.

Merilee's life itself is a work in progress; constantly experimenting, exploring and creating. She credits trusting her instincts as the provider of her originality. "You can't compare what you do with what has already been done. That is re-creating. You must trust yourself, and trust your instincts. Getting past the fear of making mistakes, of not being good enough, of trying something new; that is what art is about. The process of creation, the excitement of experimenting, the spontaneity of being in tune to life's changes, all becomes a part of the finished artwork."

Merilee is a full-time resident of the Village of Rio Grande and is now focusing her talents on painting, more specifically non-objective/non-representational abstracts. She is working on a collection now that she calls Pareidolia.



Banner Artists - Winners of Sept/Oct "Fall Splendor" Art Challenge

First Place	"Sweater Weather"	Rosie Brown	Alcohol Ink
Second Place	"My Fall Necklace"	Darlene Hayes	Watercolor
Third Place	"Autumn Hay"	Dave Boege	Photography

Online Art Challenge

Nov/Dec Theme: "What I'm Thankful For"

Deadline: December 31

Art must be created during the two-month theme period.

Submit your entry to mayotte22@gmail.com. (be sure to obscure your signature, and no frames are included in your photo). You must be a current paid member of VAA to enter. **Rules are on Website.**

OUR CONDOLENCES




We are sad to learn that Leda Rabenold has recently lost her husband. Leda has been our Webmaster for many years. If you would like to send her a card, you can find her address in our printed VAA Directory.

We extend our sincerest sympathies to Leda for her loss and pray she leans on her friends and family for support. We know we are all here for her and hope she knows that.

Memories from the VAA Silver Anniversary





Spotlight on You



MEET JUDY NAHMIAS



Judy grew up in New York City and was always interested in drawing and art. She attended Ohio University where she started out as a possible art major but quickly changed her major to Physical Therapy and transferred to New York University, where she



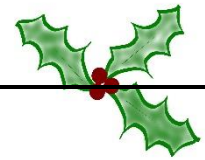
received her degree in Physical Therapy. She moved with her husband and two children to the small artsy community of Roosevelt, New Jersey where she pursued her career in Physical Therapy for 40 years, which she enjoyed immensely. In her spare time she took art classes which filled her need for art. She entered many art shows in NJ while working and raising her children.

After she retired Judy and her husband moved to The Villages where she pursued art even more. At present she works with water mixable oils and does mixed media collages.. She has also worked with batiks, pastels and water colors. She loves to paint scenery, figures and dog and people portraits the most. She often tells a story with her art. Her style ranges from realistic to impressionistic and expressionistic. Her favorite is impressionistic and she loves doing the impasto style using a palette knife. She has taken some classes in the Villages but mostly does her own thing. She especially enjoys going to the Art in Paradise group.

Besides art she enjoys folk and line dancing and has been part of the Scholarship Committee of the VAA for several years and is presently Vice President. She also belongs to the VAL. In the past she has volunteered for Villages for Veterans and Deliver the Difference. Judy and her husband still have an apartment in New Jersey where the rest of their family lives. Judy plans to continue doing art for the rest of her life.



Scholarship News



It is hard to believe, but this is the last VAA Newsletter and Scholarship Update for 2021. It's been another challenging year for so many. THANKFULLY, THE VAA IS BACK working hard to support and promote the artists of the Villages, and the young artists of our region! Scholarship will be playing financial catch up for the near future, but opportunities await. Our December meeting is a great place to start, and we hope you can help.

Scholarship will again feature our Santa Stocking. For those new members, it is a VAA holiday tradition to try to fill the stocking with checks and donations for our student cause. Envelopes will be provided for your gifts. If anyone would like to make a substantial offering, we are delighted to provide letters for your tax purposes that you can use when filing this spring.

In addition, this year we are also going to have an *Elf Christmas Shop ! You bring your selected (no longer needed) art items*..... Supplies such as canvases, paints, brushes, papers, pencils, art books, usable drawing pads, etc..... that you no longer want. They may be just what another member needs or has been wishing for! With an appropriate donation, you can buy and fill your Santa art list and get a head start on paintings and projects for shows in 2022! So... members please look through those drawers and closets...even the garage, and see what you have to share/sell. **Bring them to our December meeting a bit early** so we can arrange display tables, and help you shop. Do make sure all donations are clean, useable, not leaking and ready for a new owner. If anyone has a very large item (easel, light box, furniture etc., a sale could be arranged and a pick-up done at the seller's house at a later date. We also could use restaurant gift cards, and theater and show tickets not expired for a silent auction list. We want to put the "Ho Ho Ho" back into fundraising and get you inspired for 2022 !

To our hard-working Officers and Board, and loyal artist members.....please know that Scholarship so appreciates your ideas, support and generosity. May 2022 be a year of good health, moving forward and finding the best high school artists in our area.

Happy Holidays,
Helen Poor and the VAA Art Scholarship Team



Conversations



Send your topic suggestions for
Conversations to Martha Ayotte
at mayotte22@gmail.com

What the Heck is Yupo?

By Margie Samuels

<https://www.margiesamuelswatercolor.com>

The tools that watercolor artists use are simple and straightforward; in addition to our paints, there are only brushes, water and paper. So when a new product was introduced about a dozen years ago to the watercolor community, there was both interest and trepidation. What is yupo and how would a watercolor artist use it?

During the late 1990s, yupo was created by two Japanese firms looking for an alternative surface to the traditional fiber-based papers. The name “yupo” refers to its creation: YU is for the Misubishi Petrochemical Company, known as Misubishi Yuko in Japan; P is for paper, and O is for the Oji Paper Company. The product was not available or manufactured in the United States until the early 2000s.

Basically, yupo is a completely recyclable, waterproof synthetic paper, made from extruded polypropylene pellets. No part of it is taken from any tree product. Just like traditional paper, yupo is created in different weights or thicknesses. Then it is spun onto large spools in long lengths and cut into widths from 16 inches to 66 inches. Though yupo has many other applications, artists typically use yupo in weights comparable to 62 to 144 pounds.

So why use yupo? The synthetic paper is extremely smooth with no man-made irregularities. Every sheet will be identical. The yupo paper is very durable, waterproof and stain resistant; it will not tear or buckle. Yupo has a very long shelf life. Additionally, painting on yupo can give added texture to your work, and if you don't like what you painted, simply wipe it clean with a moistened cloth.

However, there are some complications with painting on yupo. Both dirt and oils can hinder the paper's performance, including the natural oils from your own hands. Therefore, I have started each yupo painting by wiping down the surface with a cotton ball saturated in rubbing alcohol. I wear gloves while painting, and my non-painting hand is resting on a paper towel while I am working.

The watercolor paint remains on the surface on the yupo paper, without ever absorbing deeper like it does on traditional paper; because of this, the colors on yupo seem brighter. Additionally, the only way for the paint to dry is by evaporation. During the drying process, I've watched other textures appear in the paint, especially if I am painting with extra wet pigments.

Yupo is a surface to embrace, using it for those paintings that would best adapt to its particular traits. Detailed paintings with layered washes may best remain on traditional fiber-based papers. However, a looser composition with intensive colors and textures would present well on yupo paper. Yupo is definitely worth a try and who knows? Perhaps you'll embrace it for some of your own paintings.



Photo is a painting of the Point Lomos Lighthouse in San Diego on traditional paper.



Photo is a painting of the Point Lomos Lighthouse in San Diego on yupo paper.

DUES REMINDER

Print out the member form from our website (under FORMS).

*Complete and mail along with your \$15 dues
as indicated on the form.*

(You can also pay at a membership meeting)

You must be a current member to participate in events



Art 'Round The Square (ARTS)

What a grand day for art on Sunday, November 14 in Brownwood! Thank you all for participating and sharing your artwork with me and approximately 500+ neighbors.

Our winners of "People's Choice" are:

1st place goes to **Mary Tadic** - "Raindrops"

2nd place to **Betty Eich** - "Azaleas on Buena Vista"

3rd place to **Ray Martin** - "Wisps of White"

In my book, since all of your art got voting rights, you are ALL winners.

Thank you,
Nan Kohr, Chair



First Place: "Raindrops" - Mary Tadic



Second Place: "Azaleas on Buena Vista" - Betty Eich



Third Place: "Wisps of White" - Ray Martin



Events & Opportunities



Bulletin Board



PO Box 964
Lady Lake, FL 32158-1655
visualartsassociation.com

CALENDAR AT A GLANCE

Holiday Membership Party
Friday, Dec 3, 1:00pm
(doors open at 12:30)
SeaBreeze

La Galleria Exhibit *

December 11

Oct/Nov Art Challenge *

Dec. 31 deadline
"What I'm Thankful For"

Membership Meeting
Friday, Jan 7, 2022, 1:00pm
(doors open at 12:30)
SeaBreeze

ARTS *

Sunday, Jan. 9, 1:00 pm
Spanish Springs

Annex Exhibit *

Saturday, Feb. 5

Winter Fine Arts Show *

Saturday, February 12

* indicates show or exhibit activity

VAA Executive Board

President	Catherine Sullivan	cnjsullivan@aol.com
Vice Pres	Judy Nahmias	judynahmias@verizon.net
Secretary	Nan Kohr	kohr240@gmail.com
Treasurer	Carol Reynolds	caroljr46@gmail.com

Past Presidents

Lee Asta
Marge McQueston
Frank Zampardi
Nan Kohr
Barb Justice

Appointed Board Members

Helen Poor
Sally LaBaugh
Cheri Ptacek
Lisa Melcher

Newsletter Staff

Sally LaBaugh, New Members
sallylabbaugh@gmail.com

Helen Poor, Scholarship
helenpoor@comcast.net

Betty Eich, Photo Frame
bettybrock@comcast.net

Darlene Hayes, Spotlight Artist
dgh@comcast.net

Martha Ayotte, Conversations
mayotte22@gmail.com

Cheri Ptacek, Editor
vaanews@yahoo.com

MEMBERSHIP RENEWAL

VAA Fiscal Year:

Sept 1 – Aug 31

Download form on our website
to mail in with \$15 dues
(or bring to a membership meeting)