



---

## The President's Message

---

Happy February 2023

We had a very exciting turnout for our VAA Member Salon Chaired by Judy Nahmias our VP and her Committee at our January Meeting. The Art display was just wonderful. Thank you to the VAA member artists for sharing your medium with everyone and for your interesting stories about why you chose your subject. It was truly inspirational.

Special thanks to our Scholarship Committee Chair Helen Poor who always comes thru for her "kiddos". More Scholarship news coming in the months ahead when College Bound HS Art Major grads are presented with their VAA Scholarship Grants at our April meeting.

Let's not forget to extend thanks to our VAA Chairs for their dedication and hard work on our venues both in the past and going forward. Be assured that there would be no VAA without their continued unselfish desire to volunteer and to serve.

Note: We are finalizing a member Directory to be completed soon and you will be notified when it is put to bed (ready to print). Got that from my hubby John who worked for The NY Times.

Saving the best for last, how could any club be complete without loyal and active members such as you. You are the reason that keeps us volunteers on our toes and working hard to provide interesting venues so you can remain actively involved. You contribute to our success by attending monthly meetings, enjoying free demos on occasion and entering your art in our various venues during the year. So please attend our upcoming monthly meetings and enjoy a tasty bite from a variety of lite refreshments provided by our Refreshment Committee headed by Lois Bixby.

As I've always said: Please Volunteer - The pay is Lousy, but the Rewards are Great!

*You are all in for a real treat!* **Wesley Stouts** is an acrylic artist known for his Technique Painting which he will be demonstrating at our upcoming monthly meeting, Friday, February 3rd. Wesley's demos usually last anywhere between 45 and 90minutes. I promise you won't be disappointed.

Once again, Happy New Year to all our members. On behalf of the VAA Board, may I extend to you our sincere thanks for having faith in the Visual Art Association (VAA). It truly humbles me personally to know that we can all share the same passion for all art especially through the VAA.

Wishing you all Peace, Love and Good Health!

*Catherine Sullivan*  
VAA President, Fellow Artist, colleague and Friend

*"I cannot teach you talent but I can teach skill.  
When your talent finds the skill, it will know what to do with it" – Wesley Stout*

## **Demo Artist – Members Meeting Program**

The program during our February 3<sup>rd</sup> membership meeting (on Friday, February 3 starting at 1:00) will be Wesley Stout. Following is his statement concerning what he plans to demonstrate. Don't miss it!

### **ART DEMO BY WESLEY STOUT**



- I found this image on line. I will not exact copy it but create an original in about 90 minutes. The surface will be 18" x 36" primed plywood. The paint will be the acrylic/enamel that I use for murals (similar to acrylic art paint).
- My BRUSHCOMMANDO METHOD is acrylic painting technique developed over a 30 years of mural painting in 43 states and several countries. It is speed, realistic-impressionism, and fun.
- What you will learn is that once skill has been achieved talent is set free.
- My local work includes several murals in the Villages, the Florida Water Fowl mural in Leesburg on hwy. 27 at the electric substation and the mural at the Leesburg Boat Club. I also have a long history of teaching classes and painting canvases including miniatures. For several years I have been painting murals and special effects for Great Escape Resorts in the south Lake County area.

The picture below is a 11' x 40' wall at Candy Land House, South Lake CO.

Wesley Stout  
Okahumpka ,FL  
352 406 6371

brushcommando@gmail.com

Also

Www.familyhopenow.com



## New Members

Sally LaBaugh, New Members Chair



**Linda McVicar**  
Phone: (248) 345-2190  
E-mail:  
[l.mcvicar@comcast.net](mailto:l.mcvicar@comcast.net)

My name is Linda McVicar, and I am from Michigan. My husband and I bought a home in the Village of Bonita in 2018 and are part-timers, spending six months north and six months south.

I retired from teaching high school vocational graphics and immediately started teaching Calligraphy in Community Education programs and for various calligraphy groups. I also served on the board of the Michigan Association of Calligraphers for many years. I work in water-based media and almost always try to incorporate lettering or mark making in my work which is primarily abstract. I also enjoy book binding and painting on fabric.



## New Members

Sally LaBaugh, New Members Chair



**Bobby Pitts**  
**Phone: 803-271-2002**  
**Email:**  
**Pitts6534@icloud.com**



My name is Bobby Pitts. I was born in South Carolina and raised in Florida. My father was in the United States Air Force (USAF). After eight years in the USAF myself, I went to school at the University of Alaska-Anchorage and graduated with a BFA in Painting and Drawing. From there I attended Rochester Institute of Technology where I earned an MFA in Medical Illustration and Computer Graphics. I taught for twenty years at the University of Wisconsin-Eau Claire. I've lived in Florida and worked in watercolor for ten years. I moved to the Village of Citrus Grove a year ago. I love visiting Florida harbors and like to sit at bars and paint boats.



**Spotlight on You**




**Darlene Hayes, Chair**

**Marge McQueston**



I have seen many changes since my husband Jim and I came to The Villages from the Philadelphia area 25 years ago. We now have many more opportunities for artists in 2023.

When we first arrived, I quickly joined VAA and VAL painting and making friends. Not a formally trained artist, I was a Language Arts teacher in many grades, preferring high school. I drew and painted when I wasn't grading composition papers, mostly from everyday images. I still have some of those early drawings composed on very inexpensive paper with inferior media.




Moving to The Villages gave me the opportunity to really take off with my art with the wide variety of classes and workshops offered. Recently I have been able to concentrate on what really challenges me, what inspires me, and what brings me joy.

The many techniques I have learned from well-known local and international artists have allowed me to be freer and more experimental. For example, the painting with the shore is three unfinished and unsatisfactory paintings I joined together with some collage added. Flowers are still my favorite subject, but I have branched out into portraits and some abstracts.

My husband Jim and I were very much involved in the establishment in 2006 and continued growth of the VAA scholarship fund. I continue being passionate about giving students the opportunity to study the visual arts on the university level. Our VAA contributes to the further education of today's young people. How good is that!




This is what I have learned. Don't be afraid; it's only paper. Remember, "If cauliflower can somehow become pizza...you, my friend, can do anything."



## Online Art Challenge

Martha Ayotte, Chair

### AND THE WINNERS ARE...

<i>First Place</i>	<i>Second Place</i>	<i>Third Place</i>
		
<p><i>Doris Glapion</i> <i>"Fox Farm"</i> <i>Acrylic</i></p>	<p><i>Darlene Hayes</i> <i>"Lake Sumter Southern Charm"</i> <i>Watercolor</i></p>	<p><i>Vera Kasberger</i> <i>"Sun River"</i> <i>Pastel</i></p>

The January/February Art Challenge is accepting entries through February 28. Be sure to send a good picture of your art to Martha Ayotte at [mayotte22@gmail.com](mailto:mayotte22@gmail.com) by that date!

Theme: **STILL LIFE**

The Mar/Apr theme is "Spring to Life" (deadline April 30)

Please read and follow the Rules posted on our website at [www.visualartsassociation.com](http://www.visualartsassociation.com).



---

## **Scholarship Program**

*Helen Poor, Chair*



VAA Scholarship started its 18<sup>th</sup> year with a fun and successful fundraiser. Thank you to all our members who donated and shopped at our ART ELF Exchange. Your purchases netted Scholarship \$340...a great start to our new season.

January is the month to mail our Art Scholarship Applications to public and private high schools in our three-county area. We send these to art teachers to copy and share with perspective art majors. They are also available online at the VAA website. Schools have returned to normal schedules, and we are hopeful for more applicants from the class of 2023. Our forms are due March 4<sup>th</sup>. If you are aware of a senior high school artist locally who is planning art for college, help us make contact.

Now, it's back to fundraising in February!! First up is our VAA February Art Show at Laurel Manor. We have some beautiful donated art pieces from our generous members and they will be featured at a mini Gallery site. They are wonderful values and would make great Valentine gifts for family, friends or sweethearts! Show tickets for Man Of La Mancha will also be raffle items, and some terrific art books are available at great prices as well. A big Thank You to Jo Magram for supporting our efforts with a Scholarship Coffee Corner & Café. Don't miss the treats!

Last but not least -- the cast from KC Productions "Man Of La Mancha" will support Scholarship with a free noon performance of pieces from the upcoming Show on March 2, 2023.

*Happy Valentine's Day...and Thanks for your support!*

*--Helen Poor and The VAA Scholarship Team.*



## Conversations



### Preparing for an Art Show

By Martha Ayotte

Send your topic suggestions for Conversations to Martha Ayotte at [mayotte22@gmail.com](mailto:mayotte22@gmail.com)

It is exciting to showcase your artwork in an art exhibition. Still, it can be hectic to get everything ready. However, not only are you displaying your work to everyone, but an art show can create other opportunities for you as an artist, such as commissioned pieces. It also allows you to meet new like-minded artists. Here are some tips to make your show a success.

1. Determine what your best pieces to display are. You may want to display all your favorite pieces, but there may be better representations of yourself as an artist. Cut out your weakest pieces. Only select artwork representing who you are or what you are making **now**.
2. Frame and wire your artwork correctly. It would help if you learned how to frame your artwork or get a professional. Choose frames that add to the quality of your art, not take away from it.
3. Label your artwork. Write your name on the back or on a label, the year the piece was created, your name, title, size, and medium.
4. Price your artwork appropriately. Have a price in mind and stick to it. Be sure to include all your costs. If you price your artwork too low, it could decrease the value of your work. If you price your artwork higher, it can show confidence and ambition. Consider applying a discount or percentage off rather than lowering your full price. Reevaluate your pricing every year or so. Take a look back at how many pieces you sold during the year. From there, determine the most popular and to whom they were sold.
5. Take high-quality photos of your work with a good camera. Experiment with a range of shots of your artwork hanging on or leaning against a wall. Also, include close-ups without backgrounds and details of the work.
6. Make a list of pieces that will be on display. This can be a spreadsheet or a designed catalog in a pdf format.
  - Titles of each artwork and the year it was created
  - Size
  - Medium or materials used
  - Clear images without frames or other backgrounds
  - Price of the art and if it will be for sale
7. It's a good idea to quickly read your bio and artist statement, primarily if it wasn't written recently. Use this opportunity to tweak or make some changes. Make sure the information is updated and relevant to you at this stage.
8. Create a website or update your current one with any new artwork you have created.
9. You want to make it easy for people to contact you when you're not at the exhibition. Leave a card with contact info for people to visit your website or social media or contact you by email.
10. Take credit cards like Square Trade.
11. Be approachable. Greet your browsers and talk to them.

Give your followers, friends, and family a heads-up and a sneak peek into what to expect from your new show.

Hopefully, these tips can help you feel more confident as you prepare for your art exhibition.






**Village Art Workshops**

Art in the Heart of Florida

**WORKSHOPS WITH NATIONALLY  
KNOWN ARTISTS  
FEBRUARY OF 2023**



Kathie George  
Watercolor Batik Workshop  
2/6 – 2/8

Jennifer Stone  
Watercolor Sunflowers  
2/13 – 2/15



John Salminen  
Watercolor Abstract  
Workshop 2/20 – 2/23

Jean Pederson  
Acrylic Workshop  
2/27 – 3/2






## Village Art Workshops

Art in the Heart of Florida

## OTHER WORKSHOPS & CLASSES FEBRUARY OF 2023




Lionel Sanchez "Watercolor Your Way"  
8-week Series or Standalone Class  
1/22, 1/29, 2/5, 2/12, 2/19, 2/26, 3/5 & 3/19  
9:30 -12:30

Mark Polomchak One-day Workshop  
2/16, 9:00 – 3:00



**For more information, to register & for payment, visit  
[villageartworkshops.com](http://villageartworkshops.com)**

## Bulletin Board

 PO Box 964  
Lady Lake, FL 32158-1655  
[visualartsassociation.com](http://visualartsassociation.com)

### CALENDAR AT A GLANCE

**Jan/Feb Online Art Challenge** \*

Deadline: February 28  
Theme: "Still Life"

**Membership Mtg**  
Friday, February 3, 1:00pm  
Sea Breeze

**Annex Exhibit Hanging** \*

February 4, 2023

**Winter Fine Art Festival** \*

February 11, 2023  
Laurel Manor

**Mar/Apr Online Art Challenge** \*

Deadline: April 30  
Theme: "Spring to Life"

**Membership Mtg**  
Friday, March 3, 1:00pm  
Sea Breeze

\* *indicates show or exhibit activity*

### MEMBERSHIP RENEWAL

VAA Fiscal Year:

Sept 1 – Aug 31

Download form on our website

To mail in with \$15 dues

(Or bring to membership meeting)

**\*NOTE: Participation in VAA events  
requires your dues are current**

### VAA Executive Board

President	Catherine Sullivan	<a href="mailto:cnjsullivan@aol.com">cnjsullivan@aol.com</a>
Vice Pres	Judy Nahmias	<a href="mailto:judynahmias@verizon.net">judynahmias@verizon.net</a>
Secretary	Nan Kohr	<a href="mailto:kohr240@gmail.com">kohr240@gmail.com</a>
Treasurer	Carol Reynolds	<a href="mailto:caroljr46@gmail.com">caroljr46@gmail.com</a>

#### Past Presidents

Lee Asta  
Marge McQuestion  
Frank Zampardi  
Nan Kohr  
Barb Justice (*inactive*)

#### Appointed Board Members

Helen Poor  
Sally LaBaugh  
Cheri Ptacek  
Lisa Melcher

### Newsletter Staff

**Sally LaBaugh, New Members**  
[sallylabaugh@gmail.com](mailto:sallylabaugh@gmail.com)

**Helen Poor, Scholarship**  
[helenpoor@comcast.net](mailto:helenpoor@comcast.net)

**Betty Eich, Photo Frame**  
[bettybrock@comcast.net](mailto:bettybrock@comcast.net)

**Darlene Hayes, Spotlight Artist**  
[dgh@comcast.net](mailto:dgh@comcast.net)

**Martha Ayotte, Conversations**  
[mayotte22@gmail.com](mailto:mayotte22@gmail.com)

**Cheri Ptacek, Editor**  
[vaanews@yahoo.com](mailto:vaanews@yahoo.com)