



Nan's Notes

Nan Kahr, President



What is a volunteer?

Simple answer is that **volunteers are the backbone of the VAA.**

As you know, volunteers are not paid, yet they support the structure of the VAA. They are the life blood for our starving artists.

From my personal experience, it is like giving a Christmas gift I am excited about. The anticipation builds. Then happiness floods me when the gift is opened and I see the joy I have brought someone. By giving, I have received more than I ever expected. The bonus is that, when volunteering, I have made some really wonderful friends.

I encourage you to take a step forward and help out. **Become a VAA elf.** You may read about the volunteer opportunities on our website under Membership Info. We have openings for every one of you!

Important positions for you to unwrap:

- Scholarship Committee – needs two to assist Helen Poor
- “Towne Crier” to design and publish VAA announcements
- Show Chair for Artists ‘Round the Square (ARTS)
- Website Assistant, assist the Webmaster
- Program Director to inspire the members at monthly meetings

Each of you members is a gift! Please ask me if you have any questions about any volunteer activities. I’m happy to answer all of them!

*May you have an especially Merry December,
Nan*



New Members


By Debby Bloom

Meet Debby Bloom



Debby Bloom

Debby Bloom
bgdbloom@gmail.com
907-529-7870
DebbyBloom.com




Welcome to my world—as experienced on paper and canvas.

As an artist, I am intrigued by color and what can be amazing results from a simple brush stroke. Bold or delicate, washed or opaque, my work tends to represent an exaggerated and perhaps quirky view of our natural world. Raised in Northern California and then living in Alaska for many years, my paintings embrace the warm sensibilities of “the beach” and also the cold, wild and extremes of the very far North.

From trees to sea life and bears in Alaska to warm waves, birds and farm animals in warmer places, a variety of subjects has been both challenging and rewarding. And, everywhere I go, people ask me to paint their pets.—all kinds!

During the pandemic, I was safely planted as an “Artist in Residence” at Palmetto Dunes Resort in Hilton Head, SC. For two years, it was my honor to have my own studio/gallery to paint, show, and teach.

Now in Central Florida, I am happy to stretch myself as an artist in the heat and wonders of all things “Southeast.” I paint large scale acrylics and smaller watercolors. Commissioned projects are always welcome. Painting workshops are also great ways to engage and it is always a wonder to see people blossom as painters, even for a few hours.



New Members

By Debby Bloom

Meet Chris Palmer



Chris Palmer

inkerstinker@yahoo.com

630-606-0890

Chris Palmer is an accomplished artist, specializing in abstract mixed media collage. Her works are both inspired and intricate using intuitive layers of varied media. Each layer of paint, ink, mark-making, hand-painted or vintage paper, along with words and numbers, serve to create a visual texture of her emotions, memories, and personal story. Having the freedom to play, explore, and take risks is much more important to her than the finished piece.



An artistic flare was always present in Chris's younger life in Battle Creek, Michigan. She began her arts exploration in earnest in the 1980's, when a friend's calligraphic writing inspired her to try the "art of beautiful writing." Chris had great success as a calligrapher. She was inspired to explore other creative outlets including cards, jewelry, and art journals. She has always had a passion and thirst for learning. Chris has attended many classes and workshops throughout the Midwest and The Villages, Florida, as well as several "online" classes in her home. Chris was an active member of The Midwest Collage Society in Chicago, from 2005-2008.

Today, Chris is fully immersed in her art, engaging with other artists, and showing her work at local shows in The Villages. Since retiring in 2001, Chris has been using her creativity in collage to find and express her artistic voice. Creating art and belonging to a vibrant artists community is a big part of her physical and emotional well-being and brings her joy!

She and her husband, Lynn, were snowbirds in The Villages for five years and in early 2022 became full time Florida residents at their home in the Village of Bridgeport at Lake Miona.



New Members

By Debby Bloom

Meet Virginia Hughes



Virginia S Hughes
Phone: 217-737-3758
Email: vsh@mtco.com


Since her teen years in Central Illinois, living in the warmth of Florida was a life goal. After raising a family, and working in her home state, finally in 2021, Virginia Hughes realized her dream. Happily settled in the Village of Bradford, Virginia can now devote herself to her favorite art form and passion, fused glass.



Like many artists, Virginia took a long and winding path to find her own range of artistic expression. Taking her first degree in Art, she then earned a degree in Business Management. While she and her husband were raising two daughters, Virginia never lost sight of her artistry. She combined her two degrees to build businesses around her art. With a passion for ceramics, she ran her own ceramics shop, then a floral business (14 years), and later, became a Home Design professional. Virginia has won many awards for her artistry—in many media forms.

Upon retirement and heading South to Florida, Virginia took on watercolor painting, collage, and then abstract acrylics and pour painting. She found her niche in glass. Experimenting with larger pieces of fused glass art, Virginia started with jewelry, small dishes, plates, to bowls, then into more abstracts, and one-of-a-kind designs. Drawn to making waves in glass, she revels in showing movement through fusing glass. A visual person to her core, her work with glass has given her an opportunity to create something new, different and beautiful—in every piece.

Virginia Hughes is a member of the Intermediate Lake Okahumpka Glass Fusers, The Visual Arts League, and happy to now join the community of artists of VAA.



New Members

By Debby Bloom

Meet Jim Gordon



Jim Gordon
www.oceanportraits.net
jimgordon54@optonline.net
631-804-2086

Jim Gordon has always loved the beach. Growing up and making his life in New York, his portraits (oils and acrylics) of people and scenes of the beach reflect

his lifelong love of people, water, boats, birds and sand. A father of five himself, for generations now, the beach has brought much joy to Jim and his family.



Jim started painting in his teens and soon found that his work was both fulfilling, and later, lucrative. He helped pay for college by selling his paintings. Skilled in photography as well, his subject matter was anything you could see at the beach.



Boats to seagulls to garbage pails to children's toys, people frolicking and sunbathing, became his natural and preferred subject matter. His main interest technically, has been focused around the human body and anatomy—the skull, hands, feet—the framing of a human fascinates him. He also paints/produces animal portraits. Unlike a human face, he enjoys the challenge of different skeletal structures; and for these, he sometimes works in clay, stone, and wood. In college, he found a passion for teaching. Jim had a 35-year career as a teacher, saying, "Teaching was the greatest thing in my life—aside from my family." He found a good schedule that worked well to balance work, family, and painting. He would take photos in the summer and paint in the winter. His home in New York was set up as a gallery as is his home now in Florida (Brownwood). Now in his early 70s, Jim revels in knowing he has made a difference in the lives of many of his young students, some even going on to be teachers themselves. Young at heart, Jim enjoys a healthy life and the freedom to play, paint, enjoy music, and spend time with family. And, Jim will forever love a good beach!



Scholarship



Helen Poor, Chair

VAA and its Scholarship Team are sending out a **HUGE THANK YOU** to our members who created and donated such unique and beautiful Halloween Pumpkins and décor. Our afternoon sale at Brownwood (accompanying October's "Artists 'Round The Square") was a busy time, lots of fun and netted the Scholarship Fund \$375, with some still coming in! VAA so appreciates our artists for their gifts of materials, time and talent. We cannot mention everyone here who stepped up and brought us such special creations, but please know they were surely admired and will now grace many homes and party tables on Halloween every year!!!



Moving toward the Holiday Season, we would like members to think ahead and see if you again have interest in continuing our **Elf Art Exchange** at our **December meeting/party on Friday**. This has been a fun event in the past and has helped artists starting out, trying new media, or needing to refurbish current supplies. **Bring your no longer needed art supplies to the meeting on Friday!** We just ask for a small donation for the Scholarship fund from those who take something.

See what you have to share in your stash!.

Lastly, but so Important !!!

WE CONTINUE WITH OUR RECRUITMENT SEARCH and are ASKING FOR YOUR TIME and IDEAS FOR OUR SCHOLARSHIPS and OUTREACH. **FUNDRAISING HELP IS TRULY NEEDED !!!**

PLEASE CONSIDER COMING ONBOARD with ENERGY, IDEAS AND TIME TO BE A CHAIR FOR PROJECTS and EVENTS TO BENEFIT OUR CAUSE ! You would be so appreciated!
(Note: You would be given priority status when signing up for our Fall and Winter art shows!)



As always, **THANK YOU** for your donations and support, and we wish you and your families a special Fall and A VERY HAPPY and PEACEFUL HOLIDAY SEASON AHEAD!

Helen Poor, and The VAA Scholarship Team
352-561-4474

Spotlight on You

By Darlene Hayes

Norma Harding



I always loved art and participated in school competitions. As an adult, I enjoyed fiber art such as macrame, Swedish embroidery, crocheting, knitting, making clothes.

My first art class was drawing which led to colored pencil and then painting. I tried watercolor, acrylic, and painting on glass. Watercolor became my favorite but still dabble in the other two when the mood strikes me.



"Sugar" the Llama

Inspiration for my art comes from places I have lived, places I have traveled and things my children and grandchildren love doing or collecting. Recently, I have experimented with abstract and collage. I think it is good for the mind and soul to accept a challenge and try something new.


*Life is like a Painting, you never know how it is going to turn out
until you immerse yourself and do your Best.*



The Sydney Opera House in Australia



The Chief



Cathedral Rocks in Sedona Arizona



LaGalleria Exhibit

Meg Hay, Chair

A Call to Artists

– The VAA La Galleria Winter Fine Arts Exhibit – Ribbons and Monetary Awards

Our Winter 2023-24 **La Galleria Show** will hang Saturday, December 9, 2023 at La Hacienda Recreation Center. [The registration forms and instructions are now on the VAA website under FORMS.](#) The show ends March 9, 2024.

The following awards will be given: 1st Place \$100.00, 2nd Place \$75.00 and 3rd Place \$50.00.

The **postmarked** deadline for registration forms is prior to December 2, 2023. You may submit your registration form anytime before then!

Don't delay, get your registration forms in the mail and let's make this another wonderful exhibit for the VAA.

We are pleased to have prominent oil painter **Tom Sadler** as our judge.. He is a well-known artist and art instructor who specializes in landscapes and figurative work.

Fall Festival of Arts – Update

Carol Reynolds, Chair

Thanks to all for making the Fall Festival of Art a success!

We appreciate your patience and cooperation on Friday evening set up!

Mark your calendar for Saturday, October 12, 2024, when it will be back at Rohan Rec Center with all rooms available!

Carol Reynolds
Kathy Karol





Conversations



By Martha Ayotte

What is Cubism?

Cubism is an artistic avant-garde art movement that emerged at the beginning of the 20th century which revolutionizing European paintings and sculpture. It inspired related artistic movements in literature, music, and architecture. It was one of the most influential art movements of its time and remains so today.

Cubism is characterized by an abstract representation of the world focusing on geometric forms and a fractured perspective. It was created by Pablo Picasso and Georges Braque in France. It was later developed by the Spanish painter Juan Gris.

Cubism was derived from the French word "cubism," meaning "cube." This refers to how objects were portrayed in art, with various viewpoints compressed into a single image. Objects are depicted in multiple planes and broken down into geometric forms such as cubes, parallelograms, and cylinders. These shapes were then arranged abstractly, often overlapping and creating a sense of depth. The artist would also apply neutral colors such as beige, brown, and white instead of the naturalistic colors in traditional paintings.



"Electric Prisms"

Painted by Sonia Delaunay
Example of Orphic

There are three types of Cubism: Analytic, Synthetic, and Orphic.

Analytic Cubism was the first phase of Cubism, lasting from 1907 to 1912.

It defines a style of Cubism that fractures the subject into multi-layered, angular surfaces that bring still lifes and portraiture close to the point of total abstraction.

An example of Analytic Cubism is the "Violin and Palette" (see below) painted in 1909 by French artist Georges Braque. In the painting, Braque uses the Analytic Cubism approach to break down three-dimensional objects into two dimensions. The painting features a violin, sheet music, and an artist's palette arranged vertically. The objects in the painting are fragmented and meshed into the background. This fragmentation technique is described by Braque as "a technique for getting closer to the object."

Synthetic Cubism is a phase of the Cubism art movement that lasted from 1912 to 1914. It's characterized by using man-made materials like newspaper, patterned paper, wallpaper, bottle labels, and other textured surfaces. It uses simple shapes, bright colors, and little or no depth.


An example of this is Picasso's "*Three Musicians*." (see below) *This artwork* presents three figures painted in decorative, brightly colored clothes. It is one of two very large paintings of the same subject that Picasso painted in 1921, both interpreted as symbolic group portraits of the artist and two old friends. In this version, Picasso is the Harlequin figure wearing the bright diamond-patterned suit in the center. The white Pierrot figure on the left is considered to be the poet Guillaume Apollinaire, while the dark figure of a monk on the right represents the poet Max Jacob.

Orphic Cubism is characterized by bright, prismatic colors that suggest movement and energy with pure abstraction, geometric shapes, and an emphasis on rhythm and movement. It was created in response to the monochromatic style of Analytic Cubism, championed by Pablo Picasso and Georges Braque. Orphists used their art to evoke spiritual sensations and signs of modernity. This movement was mainly created by Robert Delaunay (1885-1941) and his wife Sonia Delaunay-Terk (1895-1979).

An example of this is Sonia Delaunay, *Electric Prisms*, 1914 Sonia's *Electrical Prisms* (see below) is both a display of color relationships and an abstracted depiction of her first experience of electric streetlights on a Paris boulevard. The streetlights become discs of radiating color that permeate the entire canvas, but there are also suggestions of solid forms.



"Violin and Palette"
by French artist Georges
Braque. Example of
Analytic Cubism.



Picasso's "*Three Musicians*"
Painted by Pablo Picasso
Example of Synthetic Cubism



Events & Opportunities



Village Art Workshops

Art in the Heart of Florida

2023/2024 Season Nationally Known Artists



Village Art Workshops

Art in the Heart of Florida

November 6 and 7, Linda Wokoun, Watercolor
November 13 and 14, Lynn Ferris, Watercolor
January 15 – 17, Anne Abgott, Watercolor
January 21, David R. Becker, Acrylic Paint Party
January 22 and 23, David R. Becker, Watercolor
January 24 and 25, David R. Becker, Watercolor Gouache
January 29 – 31, Carol Carter, Watercolor
February 5 – 7, Alicia Farris, Watercolor
February 12 – 14, Dan Wiemer, Watercolor
February 19 – 21, Jennifer Stone, Collage
February 26 and 27, Sterling Edwards, Watercolor
February 28, 29 and March 1, Sterling Edwards, Acrylic
March 4 – 6, Jean Pederson, Acrylic
March 11 – 13, Cole Wolford, Watercolor
March 18 – 20, Kathleen Giles, Watercolor
March 25 and 26, Gene Rizzo, Watercolor
April 8 and 9, Tom Jones, Watercolor
April 19 – 21, Janet Rogers, Watercolor

For more information and to register, visit
www.villageartworkshops.com



VILLAGE ART WORKSHOPS



HOLIDAY FESTIVAL
NOVEMBER 26 – DECEMBER 1

Sunday, November 26 – Cindy Vener, “Holiday Flamingo” Acrylic, \$59

Monday, November 27 – Trish O’Leary and Bev Hennessy, “Holiday Zentangle on a Cradle Board”, \$59

Tuesday, November 28 – Kathy Mantel, “Holiday Cards” Watercolor Batik, am or pm, \$49

Wednesday, November 29 – Mindy Lighthipe, “Holiday Amaryllis” Watercolor, \$89

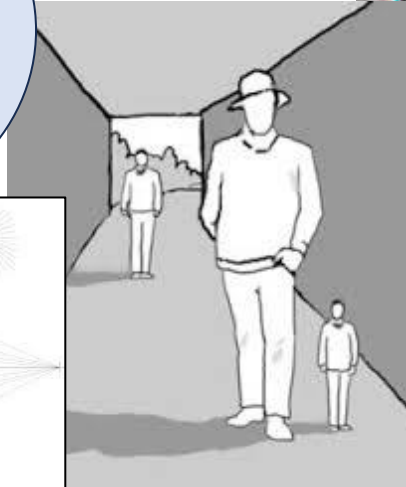
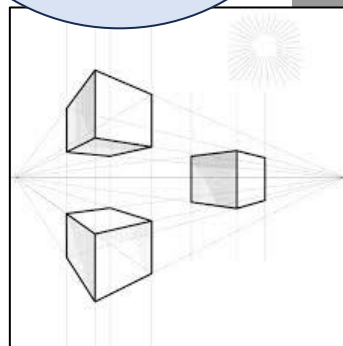
Friday, December 1 – Bev Hennessy and Wanda Boyd, “Holiday Doodle Journal” Watercolor, \$69

Visit villageartworkshops.com for more info

JOIN LIONEL
SANCHEZ'

2-DAY *PERSPECTIVE
WORKSHOP*

FOR BETTER
PAINTINGS!



DECEMBER 13 & 14; 9 AM – 3 PM


In this class you will:

Master the basics of one-, two-, and three-point perspective
Practice perspective drawings with step-by-step instructions
Find out about methods of measuring and dividing areas proportionately
Learn about perspective in foreshortening, cast shadows, and reflections
Graduate to complex and irregular forms in perspective
AND MORE!

CLASS WILL BE HELD
AT VILLAGE ART
WORKSHOPS, SPRUCE
CREEK
PROFESSIONAL
CENTER, 10935 SE
177TH PLACE, SUITE
406, SUMMERFIELD, FL

Visit www.villageartworkshops.com for more information and to register

JOIN FRANK
ZAMPARDI'S
7-WEEK
PORTRAIT
DRAWING
CLASS




STARTS DECEMBER 8; 9 AM – 11:45 AM
DATES FOR CLASS:
12/8, 12/15, 12/29, 1/5, 1/12, 1/19 AND 1/26

YOU WILL LEARN:

FACIAL FEATURES AND THEIR PLACEMENT
PORTRAIT DRAWING RULES
HOW TO CREATE SMOOTH SHADING TECHNIQUES
HOW TO SKETCH FREE-HAND USING REFERENCE PHOTOS
HOW TO EXECUTE HEAD TILTS
HOW TO LOCATE AN AXIS
HOW TO DRAW LIFELIKE EYES, NOSES, LIPS & TEETH
HOW TO CREATE REALISTIC HAIR
HOW TO USE A GRID
AND MORE!

CLASS WILL BE HELD
AT VILLAGE ART
WORKSHOPS, SPRUCE
CREEK
PROFESSIONAL
CENTER, 10935 SE
177TH PLACE, SUITE
406, SUMMERFIELD, FL

For questions, email Frank at frank.zampardi@gmail.com or call him at (352) 753-8770



Bulletin Board



PO Box 964
Lady Lake, FL 32158-1655

visualartsassociation.com

CALENDAR AT A GLANCE

Membership Mtg

Friday, Dec. 1, 1:00pm
Sea Breeze

La Galleria Exhibit *

Saturday, Dec. 9

*Merry Christmas/
Happy Hanukkah*

Membership Mtg

Friday, Jan 5, 1:00pm
Sea Breeze

Artists 'Round the Square (ARTS) *

Saturday, Jan. 28, 1:00 pm

Membership Mtg

Friday, Feb 2, 1:00pm
Sea Breeze

Annex Exhibit *

Saturday, Feb 3

* *indicates show or exhibit activity*

VAA Executive Board

President	Nan Kohr	kohr240@gmail.com
Vice Pres	Carol Reynolds	caroljr46@gmail.com
Secretary	Betty Eich	bettybrock@comcast.net
Treasurer	Connie Giebels	cgiebels43@gmail.com

Past Presidents

Lee Asta
Marge McQuestion
Frank Zampardi
Nan Kohr
Catherine Sullivan

Appointed Board Members

Helen Poor
Sally LaBaugh
Cheri Ptacek
Lisa Melcher
Karyn Zais
Eileen Sklon

Newsletter Staff

Debby Bloom, New Members
bgdbloom@gmail.com

Helen Poor, Scholarship
helenpoor@comcast.net

Betty Eich, Photo Frame
bettybrock@comcast.net

Darlene Hayes, Spotlight Artist
dgh@comcast.net

Martha Ayotte, Conversations
mayotte22@gmail.com

Cheri Ptacek, Editor
vaanews@yahoo.com

MEMBERSHIP RENEWAL

VAA Fiscal Year:

Sept 1 – Aug 31

Download form on our website

To mail in with \$15 dues
(Or bring to membership meeting)

***NOTE: Participation in VAA events
requires your dues are current**