



The President's Message

Nan's Notes:

Our prayers are with our president, Catherine Sullivan, who is caring for her John. I will be standing in for her at the meeting on December 2nd. Most important is that she wishes each of you a Blessed Holiday! Lots of Joy to be carried into the New Year.

Speaking of the new year, we will have an Artists 'Round the Square at Spanish Springs on **January 29th**. On **February 4th** is a brand new Annex Exhibit. Then the big Winter Fine Art Festival will be on **February 11, 2023** at Laurel Manor.

This will be a grand year for the creative juices to be shared here in The Villages where so many are amazed with our talent! Let's Razzle and Dazzle them once again!

Hope to see you all at our **Holiday** meeting on Friday, December 2, Sea Breeze at 1:00 (come early at 12:30 for meet 'n greet). There will of course be food and camaraderie, but as a special treat, the trio Tight Genes – Singing Siblings in The Villages will entertain us! ***So don't miss it!***

- *Nan Kohr, Secretary
Past President*



Spotlight on You

Connie Giebels



I was born in Rotterdam Holland and moved to New Jersey when I was four along with my parents and two-year-old sister Milly!

I always liked art in school and my father was a self-taught artist in oil painting. I would watch my father paint and how he did different things. I started in oils too and won 1st place in a school dental contest. I received \$100.00 savings bond and oil painting set. That started me on my art adventure at age 11.






My husband also was born in Holland and came to the USA at age 21. We met in Michigan in 1965. We have one daughter, one son, four grandchildren and one great granddaughter.

I changed to acrylic painting the last 30 years. I found seashells interesting. Living in Naples Florida for 30 years made it easy to collect shells off the beach and in some stores.

We moved to The Villages in 2013, belong to the VAA and VAL, thanks to my sister, and love it! Being retired has given me more time to create my art works.



Online Art Challenge Winners – Sept/Oct (“What I Love”)

First Place	Second Place	Third Place
		
<p>Susie Schreiber, “Nesting #4” Watercolor</p>	<p>Cheri Ptacek, “Sibling Love” Watercolor</p>	<p>Jo Magram, “Anticipation” Oil</p>

Nov/Dec Challenge Theme: “Beautiful Landscapes”

Submit your entry soon!

Must have been created during 2022



Read the Rules on our website www.visualartsassociation.com , make sure your dues are current (Sept 2022 through August 2023) in order to enter, submit a good photo (no signature) to Martha Ayotte at mayotte22@gmail.com by December 31.

ARTS (Artists 'Round The Square)

CONGRATULATIONS!

The People's Choice winners at Brownwood Paddock Square on Nov. 13th:

FIRST PLACE	SECOND PLACE	THIRD PLACE
		
<p>"Red Bicycle on Cobblestones" Photography Betty Eich</p>	<p>"Dragon" Glass Sculpture George Freeman</p>	<p>"Bringing in The Hay" Acrylic Leda Rabenold</p>

HAPPY
HOLIDAYS

La Galleria Exhibit

WINTER 2022 Galleria Exhibit
December 10, 2022
La Hacienda Recreation Center

Come party with the elves and show off what you've got!
Find the registration FORM at www.visualartsassociation.com

Deliver your ready-to-hang artwork on Saturday between 9:45 - 10:30 am.
Attach your VAA title card and tracking sheet and you are ready to go.

Victoria Peterson
victoriapeterson2000@yahoo.com

or

Nan Kohr
kohr240@gmail.com

Judge for this La Galleria Exhibit

Richard Colvin is an artist, art teacher, museum professional, and musician. Born in Olathe, Kansas (1957), Colvin's family relocated to Florida in the mid-1960s. Colvin received an art education courtesy of a succession of mentors: Barbara Bassett at the Art Workshop in Winter Park, Thomas F. Peterson at Rollins College, and through observing Central Florida's legendary painter/printmakers, including Maury Hurt, Bill Orr, Jerry Raidiger, and many others. In craftsmanship and spirit, Colvin's greatest mentor is his father, Ronald P. Colvin.

During a 40+ year museum career, he has studied works by a wide array of master artists. He continues in a variety of styles and mannerisms (in both oil painting and printmaking) and prefers to let the idea dictate the style. Richard has been requested to judge many art shows over the years.

Scholarship Program

The last newsletter of 2022Is it possible ??? Yes , and it has been a busy and rebuilding year for the VAA Scholarship Program . With schools getting back to normal and college applications up again last spring, it is our hope to have more entries and interest in our VAA Scholarships for 2023!

To ensure we have adequate monies and outreach, our fundraising ideas and efforts continue! At the Christmas Party this December, we will again have our HOLIDAY Scholarship STOCKING . This tradition of accepting donations (check or cash) for upcoming student winners goes back several years, and is a great way to share your interest and support for our cause. We will have pictures of our past “classes ” and information sheets available. Your check for the benefit of tax deductions would be gratefully accepted, and we will provide you with the appropriate donation letter for your 2022 filings.

VAA Scholarship will be starting 2023 with our ART ELF Exchange and donation sale.....so if new supplies and art gifts are under your Christmas tree.....think what previous media and supplies you might share or donate with us at the January meeting.

THANK YOU for another year of support for our program! The Ideas, hours and donations mean a great deal to the Scholarship Team, our Volunteers and the young artists you help !

Have a wonderful Holiday Season,

Helen Poor & The VAA Scholarship Team
352-561-4474



Conversations



Send your topic suggestions for Conversations to Martha Ayotte at mayotte22@gmail.com

What exactly are pastels?

By Artfinder.com

Pastels are an art medium, not only a grouping of colors - despite what social media influencers are trying to get you to believe. Now, the terminology may be confusing cause we're throwing 'pastel' around everywhere so here's a breakdown: an artwork made using pastels (the sticks) can be simply called a pastel, or a pastel painting. Pastel used as a verb means to produce an artwork with pastels, but use it as an adjective, and it means pale in color. Get it? Good.

A pastel is typically in the form of a stick, consisting of pure powdered pigment and a binder to hold it all together. The pigments used in pastels are the same as those used to produce other art mediums, including oil paints, so they're not much different. The color effect of pastels is closer to the natural dry pigments than any other medium, which sometimes gets you that soft color everyone raves about.

Pastels are widely loved because of their strong pigmentation, and thus, their ability to be the only medium needed. You only need a piece of paper and a pastel and you are off creating pastel art — no other materials needed. Pastels are independent and they don't need a man ... although, they do require an artist.

The history of pastel art

The manufacturing of this medium began as early as the 15th century, however, when it was mentioned by a little man known as Leonardo da Vinci in records. At that time, many French artists, including Joseph Vivien, were creating pastel art, but some used it only in their studies to become artists.

Pastels have been used by artists since the Renaissance, and gained considerable popularity in the 18th century, when a number of notable artists made pastel their primary medium. Pastel paintings became fashionable, especially for portraits. Other artists used the pastels for still lifes as a way to be outside of the box.

France had a rocky relationship with the medium, though, because it started out popular but then dramatically fell from the public eye during and after the French Revolution. But by the mid-19th century, pastels were back on top, with famed artists like Édouard Manet using them for portraits again. Edgar Degas later was an innovator in pastel technique, and it became his primary medium after the late 1800s, so the French must have rediscovered their love for pastel art.

That love soon spread to the U.S., including to Mary Cassatt, who introduced the Impressionists and pastel to her friends back in the states. The medium is now still falling in and out of popularity after its long history.

There are four combinations you can have of pastels: soft chalk, soft oil, hard chalk, hard oil. Here's a bit more details about which kinds you can choose.

Chalk vs. oil

These pastels are not the ones teachers use on blackboards, or what you used to draw on pavement as a kid. Chalk pastels are made with calcium carbonate mixed with only a little bit of color, so they typically have a paler color than other pastels, like oils. If you're looking for a pastel pastel (get it?), then use chalk pastels to create a dreamy, ethereal approach.

Now, if you're want a brighter hue, reach for the oil pastels, which are made with a pure pigment, a non-drying oil and wax binder. These babies will transport you back to the days of neon colors, hippies and peace signs.

As a wild card, there's also water-soluble pastels that allow colors to be thinned out to be semi-transparent. They also are easier to blend and mix with, if that's more your speed.

Soft vs. hard

People tend to prefer things soft: puppies, pillows, criticism. Well, soft pastels are the more commonly-used form of pastel as well. Soft pastel sticks have a higher portion of pigment and less binder, resulting in brighter colors. The drawing can still be smudged and blended, but there is more dust because there is less binder.

Hard pastels are the opposite of soft pastels and they have less pigment and more binder. They are firmer to work with, since they can be sharpened, but the colors are not nearly as vivid. Hard sticks are typically good for marking sharp lines and details, including outlining, in a pastel painting.

You can even choose different shapes of the stick itself, like round or square. This doesn't affect the pastel much, but it does affect the way you make your pastel art. If an artist wants something easier to work with though, they can use pastel pencils instead.

Pastel art may sound like it's child's play, especially since you may have played with them as a child, but they have a long history in art and can create some vividly beautiful work.



“Adjusting Her Shoe” by Edgar Degas,
is a pastel on paper, 1885.



“Françoise Holding a Little Dog” by Mary Cassatt
is a pastel on paper, 1906.





Events & Opportunities

VILLAGE ART WORKSHOPS 2022 AND 2023 FALL AND WINTER WORKSHOPS NATIONALLY KNOWN ARTISTS

- Jane Sliuka, Acrylic, October 3 and 4, \$230
Gene Rizzo, Watercolor, October 17 and 18, \$220
Janelle Johnson, Color Pencil, October 24 and 25, \$186
Linda Wokoun, Watercolor, November 7 and 8, \$210
David R. Becker, Watercolor, January 16 and 17, \$260
David R. Becker, Acrylic Watermedia, January 18 and 19, \$260
Carol Carter, Watercolor, January 23 - 25, \$425
Laurin McCracken, Watercolor, January 30 - February 2, \$628
Kathie George, Watercolor Batik, February 6 - 8, \$382
Jennifer Stone, Watercolor, February 13 - 15, \$396
John Salminen, Watercolor, February 20 - 23, \$582
Jean Pederson, Acrylic, February 27 - March 2, \$520
David Lobenberg, Watercolor, March 6 - 8, \$372
Sally Evans, Acrylic, March 11 and 12, \$250
Kathleen Giles, Watercolor, March 20 - 22, \$378
Mary Beth Downs, Watercolor, March 27 - 29, \$348
Tom Jones, Watercolor, April 3 - 4, \$219
Teresa Kirk, Watercolor, April 12 and 13, \$220
Teresa Kirk, Acrylic, April 14 and 15, \$220
Tom Sadler, Oil and/or Acrylic, April 17 and 18, \$386

To learn more, visit

www.villageartworkshops.com



Village Art Workshops
Art in the Heart of Florida

Bulletin Board



PO Box 964
Lady Lake, FL 32158-1655
visualartsassociation.com

CALENDAR AT A GLANCE

Nov/Dec Online Art Challenge *

Deadline: December 31
Theme: "Beautiful Landscapes"

Membership Mtg

Friday, Dec. 2, 1:00pm
Sea Breeze

LaGalleria Exhibit *

Saturday, December 10
8:30-9:30

Membership Mtg

Friday, Jan. 6, 1:00pm
Sea Breeze

ARTS (Artists 'Round The Square) *

Sunday, January 29, 2023
Spanish Springs

Annex Exhibit *

February 4, 2023

Winter Fine Art Festival *

February 11, 2023
Laurel Manor

* indicates show or exhibit activity

VAA Executive Board

President	Catherine Sullivan	cnjsullivan@aol.com
Vice Pres	Judy Nahmias	judynahmias@verizon.net
Secretary	Nan Kohr	kohr240@gmail.com
Treasurer	Carol Reynolds	caroljr46@gmail.com

Past Presidents

Lee Asta
Marge McQuestion
Frank Zampardi
Nan Kohr
Barb Justice

Appointed Board Members

Helen Poor
Sally LaBaugh
Cheri Ptacek
Lisa Melcher

Newsletter Staff

Sally LaBaugh, New Members
sallylabaugh@gmail.com

Helen Poor, Scholarship
helenpoor@comcast.net

Betty Eich, Photo Frame
bettybrock@comcast.net

Darlene Hayes, Spotlight Artist
dgh@comcast.net

Martha Ayotte, Conversations
mayotte22@gmail.com

Cheri Ptacek, Editor
vaanews@yahoo.com

MEMBERSHIP RENEWAL VAA Fiscal Year: Sept 1 – Aug 31

Download form on our website
To mail in with \$15 dues
(Or bring to membership meeting)

***NOTE: Participation in VAA events
requires your dues are current**