



The President's Message

The month of April has been designated “National Autism and Parkinson’s Awareness Month.” My personal wish is for each generation that is afflicted with these burdens, both young and old, be strong enough to endure this journey with an abundance of love and patience.

This April’s Membership Meeting will be special. The VAA Scholarship Committee under the leadership of Helen Poor has chosen to award scholarships to promising High School Seniors who have chosen to make a career in Art. *Scholarship recipients will be presented with their awards at our upcoming April 1st Meeting and will be sharing their portfolios with all of us. Fellow artists, please join us as a sign of support and encouragement for our young artists.*

Thanks to VAA ARTS Chair, Nan Kohr, and her Volunteers for this past Sunday’s (March 20) huge success at Lake Sumter Landing Town Square. Congratulations to our participating artists and to those who received the People’s Choice awards. Once again, a beautiful array of art was represented by the VAA. Our next ARTS will be held at Brownwood Square November 13th.

The VAA La Galleria Exhibit, chaired by Kathy Karol, was held on 3/12 and will remain free for the public to view until 6/11. The Winners will be announced at this month’s meeting.

As always, there is so much going on with the VAA, so come to our meetings, check out our Monthly Newsletter and Website for additional details and venues and read our intermittent Notices sent directly to you. Please keep your contact information up-to-date by notifying our Membership Chair, Lisa Melcher, of any changes. Don’t forget to visit our Free Lending Library at the entrance and see our VAA Library Chair, Julie McGlone where you can sign out any books you choose to borrow or return.

Hope to see you at our Membership Meeting at SeaBreeze Regional Recreation Center on Friday, April 1st which begins promptly at 1pm. Come early at 12:30pm for our Meet and Greet with light refreshments thanks to Lois Bixby and her Refreshment Committee and say a friendly hello to our new members who will be introduced by our New Member Chair, Sally LaBaugh.

*All the Best,
Catherine Sullivan, VAA President*

*“You use a glass mirror to see your face; you use works of art to see your soul.”
– George Bernard Shaw*



New Members

By Sally LaBaugh

Meet Vincent Tekippe



Vincent Tekippe
Phone:
352-751-4992
Email: vtekip@gmail.com



I have lived in seven different states. I was born in Iowa and raised in New Orleans. I received a Bachelor's and Master's degree in physics at LSUNO (now UNO) in New Orleans, received a Fellowship to Purdue and got my Doctorate degree also in physics. I spent two years at MIT as a post-doctoral fellow. I moved to Chicago to teach at the University of Illinois at Chicago Circle. In my third summer, I got a summer fellowship at a company and at the end of the summer they offered to double my salary. This position was a research appointment doing work on fiber optics. AT&T was just beginning to use fiber optics instead of copper wires in their telephone lines. We invented a number of products that AT&T needed to implement their system. I convinced my company to start a new division and moved to Maryland to set the business up. It was very successful and I ran it for fifteen years. I retired in 2000 at 57. We moved to The Villages in 2004.

I began painting in 1984 when my mother sent some paints to my wife. She tried to paint an apple, but was not very successful. I took the paints and painted a picture of the Grand Canyon. I paint what is called photo realism, i.e., taking a photo and duplicating the picture in a painting. As a physicist I am classified as a nerd and that fits right in to my paintings. I enjoy the challenge that every painting requires to duplicate the photo. I have probably painted over 200 paintings and have given away most of them to family and friends, usually with the frames. When I started painting, I used oils. When I moved to the Villages I switched to acrylic paints. I really like the fast drying that you can get with acrylics. Acrylic paints tend to be duller than oils, so I always put a clear coat over the finished picture.





New Members

By Sally LaBaugh

Meet Mary Tougas




Mary Tougas
Phone: 503-381-3328
Email: tougasfm@gmail.com



I was born in Lincoln, NE and have lived in Montana, Texas, and Minnesota. Most of my adult life was spent in Minnesota. I moved to Florida in January 2013 from Mankato, MN. (Yes, leaving the snow and cold was my husband's and my goal.) I was introduced to drawing and watercolor painting by my 7th grade teacher and I loved it. I went on to be an Art Major in High School followed by many on-line art classes. After High School, life happened and I put art on the back burner. I was in banking for 30+ years and was a Branch Manager for a National Bank. Art was then a hobby. My husband and I owned a Home Construction Company where I helped my husband, who was an Architectural Draftsman. My art background helped with color and design.

Now that I am retired, I have had the time to rediscover my love of art. I tried my hand at acrylics, watercolor, and oils before I tried Colored Pencil Painting. I loved the control and detail that the pencil allows. I have taken many in-person and online classes and continue to focus on perfecting my skills. I am currently the president of the Colored Pencil Painters Guild in The Villages { membership of 214} and am a member of Colored Pencil Society of America. Colored Pencil Painting is not a fast medium, but very meditative and easy to travel with. I earned 3rd place in CPPG emerging artist exhibit and a 2nd place in the CPPG Judged Show.

I enjoy sharing my love of Colored Pencil Painting while helping others learn. I have been leading the Fenney and Everglades Colored Pencil workshops for 4 years. Beginning in April, I will co-teach Colored Pencil through The Enrichment Academy. I look forward to seeing what VAA members are creating!





Spotlight on You

By Darlene Hayes

Meet George Freeman



This all started when I was about to retire and my wife told me I wasn't going to grow old gracefully. She told I needed a hobby that didn't involve outdoors, speed or adventure. I needed something I could do indoors on rainy days.

I went to a shop in Boston that offered adult education classes in glass. After trying different methods of working with glass, I finally settled on flame working (manipulating glass rods in the flame or a torch). For the first few years, I was making glass pendants and rings. When we moved to The Villages, we designed the house with an extra five feet on the garage for my glass shop.



Several years ago I met Dave Sandidge, a renowned glass artist who was doing demonstrations at Disney. After taking a few lessons from Dave, I got into glass sculptures. I'm inspired by nature, mostly by marine life but lately doing more birds and flowers. I love the way glass flows under the heat of the torch. When I'm out in my shop and getting into the glass, I lose all track of time. I'm still learning and experimenting with new techniques. I still make mistakes and continue to learn from them. For me, time on the torch is my therapy.





Scholarship News



VAA Scholarship is now in its busiest season of the year. Our 2022 student applications have been processed, finalists selected and winners will be presented at the April 1st meeting. After thorough reviews of academics, activities, honors and of submitted art..... finalists have had in-person interviews here in The Villages. These interviews are thorough, informative, and really help us with the critical selection of our best young artists.

Our 2022 Scholarship winners will be presented at the April 1st VAA Meeting. We will meet them in person, see their art and hear their stories about deciding on a college art major and career possibilities.

It is our hope that the new candidates of 2022 will have the same warm reception that all our previous winners have enjoyed. Please feel free to visit with them, hear their stories and discuss their work. They have weathered a most challenging time (due to Covid) in their respective schools and programs. For some, their journey with their Art Coach, Mrs. Nina Lovill, has made a huge difference in their work and their futures.

Our special thanks go out to the Scholarship Team and the members who have helped us raise both awareness and funds for our awards. You will meet them at our April meeting. Many have been with this effort through numerous Scholarship seasons and events. They deserve our sincere thanks and applause! Looking forward to seeing you all on April 1st.

Helen Poor and The VAA Scholarship Team
352-561-4474

**Come to the VAA Membership Meeting on
Friday, April 1 (yes, it's April Fools Day).
Meet our new Scholarship Winners!!**



ARTS (Artists 'Round The Square)

Nan Kohr, Chair

Artists 'Round the Square (ARTS)

Another splendid day of showcasing members' art around the Lake Sumter Landing Town Square happened on Sunday, March 20, with the following artists receiving People Choice awards chosen by the viewing audience.



First Place
Gigi Polk
"Red Truck" (Watercolor)



Second Place
Mary Tadic
"Girls Night Out" (Acrylic)



Third Place
Betty Eich
"Red Twirl" (Photography)



ART CHALLENGE WINNERS – November-February
Theme: “What I’m Thankful For.”

Martha Ayotte, Chair

FIRST PLACE




Janice Tindall
“Beach Memories”
Watercolor

SECOND PLACE



Marcella Martin
“Hooked 2”
Watercolor

THIRD PLACE



Roger McDonald
“Friends”
Oil on Linen

Next Art Challenge – “Spring Is Busting Out All Over!”
Art Created During March and April (deadline April 30)
Send to Martha Ayotte at mayotte22@gmail.com
Rules Are On Our Website



Conversations



Send your topic suggestions for
Conversations to mayotte22@gmail.com

Create Your Own Art Space

By Martha Ayotte

Does creating art make you happy? Then you need your own art space! But, of course, you don't need a whole room for an art studio, just a spot or corner to claim as your own. Don't have even that? Then read on. Here are some ideas.

- Take over a corner of a room. Place a desk and some shelving with baskets to hold art materials in the corner of any room. Voila! Instant art space.
- Divide a room in your home into living space and art studio space by using a screen, bookshelves, or table. It can be in the living room, a spare bedroom, or even the dining room!
- Convert a closet into an art space. Squeeze some clothing into another closet, or create a clothing rack in the attic. Then add a small desk, chair, and perhaps mini shelving to the closet to create your own mini art studio.
- Install a fold-down table in a kitchen area or dining room. Add a shelf with some attractive baskets.
- Find a spot in the garage, attic, or basement. Be sure to consider heating, cooling, and humidity issues.
- Make a rolling art cart! Then you can paint anywhere! Just buy a cart, and add your art equipment. You can roll the cart anywhere you want! You can paint in the dining room, kitchen, office, or outside! You will need a cup for brushes, paints, paper towels, and a bin for small items like erasers, masking fluid, rulers, tape, scissors, etc. Don't forget a plastic table cloth, hairdryer, and light table. If you can afford it, look at the choices on Dick Blick's art website. He has ready-made carts and whole art centers!

Here is a picture of my "art cart". I have an art room, but I also have an art cart. If I have art friends over, I just wheel my cart into the dining room, and we can all paint together! This is also useful if I want to paint out on my lanai in the fresh air. I just wheel my cart anywhere I want! Good luck, and create some art!





La Galleria Exhibit Winners

Kathy Karol, Chair

First Place	Second Place
	
<p>Victoria Peterson "I Love The Ground You Walk On" Colored Pencil</p>	<p>Kathleen Karol "Star Gazing" Pastel</p>
Honorable Mention	Honorable Mention
	
<p>Norma Harding "The Chief" Mixed Media</p>	<p>Janine Motto "Joy Ride" Watercolor</p>



Events & Opportunities




Village Art Workshops

Art in the Heart of Florida


APRIL WORKSHOPS & CLASSES

Tom Jones,
"Watercolor Landscapes",
April 4 & 5



Mark Polomchak,
"Proud", April 7 &
"Nancy's Tree", April 21

Frank Zampardi,
"Reverse Color Pencil with Color",
Eight Week Class
Starting April 1



Wanda Boyd, "Ultimate Beginner
Watercolor",
Eight Week Class
Starting April 1

Visit www.villageartworkshops.com for info & registration details



Bulletin Board



PO Box 964
Lady Lake, FL 32158-1655
visualartsassociation.com

CALENDAR AT A GLANCE

Membership Meeting

SeaBreeze Rec Center, 1:00
Friday, April 1

Art Challenge

Deadline: April 30
Theme: "Spring is Busting Out All Over" *

Membership Meeting

SeaBreeze Rec Center
Friday, May 6

Annex Exhibit

Saturday, May 7 *

Membership Meeting

SeaBreeze Rec Center
Friday, June 3

La Galleria Exhibit

Saturday, June 11 *

NO MEETINGS IN July or AUGUST

Membership Meeting

SeaBreeze Rec Center
Friday, September 2

Fall Festival of Art

Saturday, October 8
Rohan Rec Center *

* indicates show or exhibit activity

VAA Executive Board

President	Catherine Sullivan	cnjsullivan@aol.com
Vice Pres	Judy Nahmias	judynahmias@verizon.net
Secretary	Nan Kohr	kohr240@gmail.com
Treasurer	Carol Reynolds	caroljr46@gmail.com

Past Presidents

Lee Asta
Marge McQueston
Frank Zampardi
Nan Kohr
Barb Justice

Appointed Board Members

Helen Poor
Sally LaBaugh
Cheri Ptacek
Lisa Melcher

Newsletter Staff

Sally LaBaugh, New Members
sallylabaugh@gmail.com

Helen Poor, Scholarship
helenpoor@comcast.net

Betty Eich, Photo Frame
bettybrock@comcast.net

Darlene Hayes, Spotlight Artist
dgh@comcast.net

Martha Ayotte, Conversations
mayotte22@gmail.com

Cheri Ptacek, Editor
vaanews@yahoo.com

MEMBERSHIP RENEWAL

VAA Fiscal Year:

Sept 1 – Aug 31

Download form on our website

To mail in with \$15 dues

(Or bring to membership meeting)

***NOTE:** Participation in VAA events
requires your dues are current