



New Member Corner

Welcome all new members!



Jean Yingling, 502 889-1407, jyingling3606@gmail.com

...new to the Villages and new to art. I'm a retired school psychologist/Marriage and Family Therapist from Louisville, Kentucky. My husband, Steve Slyter and I now live in the village of Valle Verde full-time. I'm inspired by the number of talented residents in the Villages and the variety of opportunities to learn. These two works were done in a workshop with Jane Slivka (Mount Dora) using acrylic paints. I've also been experimenting with watercolor through the wonderful teachers at the Hibiscus Watercolor Group. There is so much to explore. I'm delighted to be a part of this exciting artistic community



How to be introduced in this column...

Welcome to all new members! So pleased you've joined us. We'd love to get to know you and your work. To better facilitate this, new members are encouraged to send us a few sentences about yourself: including your Village now, if you are a full or part-time Villager, what city/state/country you are from, your preferred art media, and a sentence or two about what or who inspires you to create. Please add a photo of your work and a head shot of yourself that we could include in an upcoming Newsletter. **Please email** information to **Sally LaBaugh** at sallylabaugh@gmail.com within **2 weeks of joining**. If you have questions, please call Sally at 502-500-0160.

This Month's Program



June Allard-Berté returns to the front, this month with oils in hand and mid tones to darks on her mind. You'll recall June's March demo, the Einstein portrait in pastel. June's ability to create subtle whites with depth and detail was amazing.

This month she will focus on building desired values in oils. This is a challenging medium to say the least, and we all can learn from June's approach to the canvas. It is rare that we have demonstrations in oil, especially from this level of talent.

Pass the word ... join us for a super art experience!

Spotlight on You



Say "Hello", Sally LaBaugh....

'WOW... I'm delighted to have joined you!' says Sally. She and her husband Tom lived in Ohio, Michigan and Louisville, KY before becoming full-time residents of the Village of Valle Verde nine months ago. The "WOW" factor she adds "is discovering opportunities to share, learn, exhibit, and just plain be dazzled by the art interest and talent here." Inspired by an incredible high school art teacher, her artistic journey became passionately pursuing and immersing herself in the history, creativity and joy of VISUAL ART. "It continues to be a great ride" she beams.

In the 70's and 80's in West Michigan, Sally earned an MA in Art Education and an MFA in painting. She was a high school art teacher and then principal, a BFA instructor at Kendall School of Art and Design, served as Education Director at the Grand Rapids Art Museum and Program/Education Curator and Acting Director of Muskegon Museum of Art. Over a 28 year stay in Louisville, she worked as the Executive Administrator of the Louisville Zoo, taught in the public schools, served as Communications Director for the Kentuckiana Girl Scout Council, and was board president of the Louisville Visual Art Association.



Her 2D work is included in several private and corporate collections including the Weyerhaeuser Paper Company, BB&T Bank, PNC Bank, and the Brown-Forman Corporation.



Working in a variety of media, Sally was an occasional juror and exhibited throughout Kentucky and Michigan. "My work is about making marks. To express life's contradictions, sometimes the marks dance delicately across the page, or, sometimes... bold strokes stop abruptly. At times, my works are metaphors for human relationships and interaction with other species. Other times, there is no deeper psychological meaning... I am simply attracted to a person, place or thing and need to record my feelings by making marks."

She concludes, "As an American, I have been blessed with security and resources. As an individual, I have been nurtured, supported and loved. I am not sure why I got picked to receive all of these blessings, but I feel compelled to continue making marks and to leave this world celebrating my great luck."



The quote is obviously from Vonnegut; the art is the work of Wesley Stout. Wesley's coming to show us a few things in the Fall. I'm gonna be there.



The VAA Newsletter Staff – an insider's view

I have been thanked and applauded for what is perceived as MY work for the newsletter. Almost shameful... It's time to set things straight.

Back in December, with the retirement of Sarah, our previous digital-do-all, the board concluded that we might benefit from a different approach to the newsletter. As Vice President (so the story went), getting that off the ground fell to me.

An informal meeting took place at Panera Bread in Sumter Landing. A few really great people showed up, and threw ideas around for about an hour or so. Those same people are the talent, the REAL talent behind the newsletter. We agreed on a few important directions. The newsletter was to be focused on the membership and, in keeping with the VAA's charter, would encompass our full multimedia composition. The newsletter would honor, inform, and instruct the membership in hopes that our efforts would in some way add to their overall artistic experience. The general content, sections and organization were identified, and responsibilities assigned. Our first and only meeting concluded. We might have another coffee in August.

Who are these news hounds, you might ask. Well, starting at the top, Banner Art and the Spotlight on You sections are written by **Dianne Zalewski**. You might know it ... Dianne did the same type of thing writing feature articles on a much larger scale before coming to the Villages. **Sally LaBaugh**, whose bio you can read in Spotlight on You article is responsible for the New Member Corner, finding new members who are willing to share their story and art with us. Scholarship Program, an activity near and dear to our hearts, is the domain of **Helen Poor**, who also powers the Photo Frame section. Helen is a former art teacher and is an accomplished paint and photo artist. **Ellen Hellweg** is our source for the Featured 3D Artist; you've seen her glass fusion work at the shows, I'm sure. No publication like ours would be complete without the Tips and Hacks section. That's the work of **Maria Downton**, who also serves as VAA Treasurer.

I've added the contact info for our staff to the Bulletin Board, and invite anyone to let us know what we could do better. Tell us what you'd like to see in the Newsletter, or, what you'd like not to see. Any idea is a good idea to pass along. We'll listen. Also, take advantage of the Events and Opportunities section. There's a lot going on, and a lot we don't know about. If you want to inform the membership of something in that regard, fire off an email to us, and we'll git 'er done.

Thank Y'all for reading our newsletter.

Jack Otilige, Editor

Scholarship News

Congratulations to our 2018 Art Scholarship winners! They have now graduated from their respective high schools.... all with honors and additional awards! Some are headed for summer jobs, and all are getting ready to be college freshman in the fall. This was an outstanding class of six VAA student artists, and we will be supporting them with generous checks toward their tuition in August.



Looking ahead... The VAA Scholarship Team is already planning its Fall Fine Arts Show manifestation, gathering donations to fuel our fund-raising efforts, and identifying possible staff for the café.

{Cookie Monsters need not apply.}

Our Rohan Center tables will again feature autumn displays and raffles. If you have gently used or new 3/D art, or fall décor items that you no longer need, perhaps we could help you find them a new home? Your donation might help us build a great centerpiece or be a gift item that our show guests would love to own. Please call the number below if you might have articles we could use.



This is the number to call:

352 561-4474

In the Art and Entertainment Dept. **NEW FILMS and SHOWS**

Need something fun to do on a hot afternoon? Please check listings (in this newsletter) or The Villages Daily Sun for the final films in the Spring Art Event Cinemas at the Rialto. Recently added, **I, Claude Monet** is featured in four showings in June and July, and **Hockney** will be repeated in late June. The Scholarship Committee will continue partnering with the Rialto Theater this coming fall. Plans are underway to bring more international art exhibits and artists to Villages fans. Stay tuned!

Also, **KC Productions**, our Scholarship Stage Partner, is presenting "**Sweeney Todd**" October 14 – 16th for its Fall/Halloween Offering. A "not to be missed" production of a memorable Broadway Show.

Everyone on the Scholarship team wishes all of you safe travel and a relaxing and fun summer. We truly appreciate all the financial help and working support so many have given us during this past year. You have helped yet another great group of young artists toward their futures and careers in art.

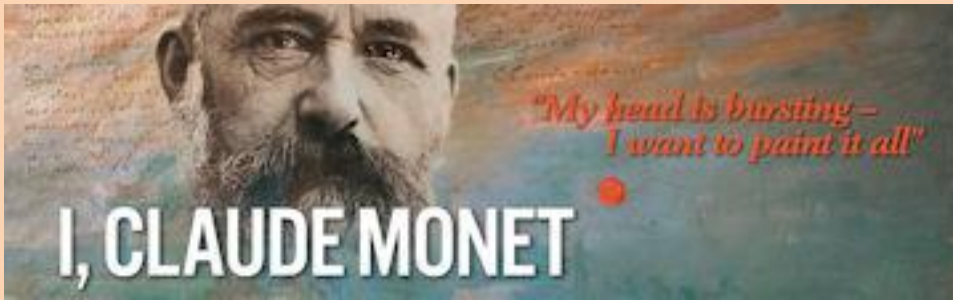
Thank You from them..... and all of us on the Scholarship Team!
Helen Poor Scholarship Chair
352 561 4474

Events & Opportunities

For more details on all demos and classes visit www.villageartworkshops.com or contact Bev Hennessy 352-572-5317 or bbaug97@aol.com. Bev extends her sincere thanks to all those teachers, students and art enthusiasts who supported the workshops this year, and is looking forward to renewal in September.

During the Summer, big decisions are being made regarding Bev's classes, operating area, etc. As soon as she lets us in on it, we'll get off an Announcement with the details, including schedules.

Don't forget – The Rialto is still showing great art movies. Take advantage of these productions




June 21 – 6:30
\$15.00

June 26 – 1:00
\$12.50

July 10 – 6:30
\$15.00

July 12 – 1:00
\$12.50



June 28 – 1:00
\$12.50

<https://www.youtube.com/watch?v=leMvPFVlb0c>



July 14 – 6:30
\$15.00

<https://www.youtube.com/watch?v=UtG4caeCJo0>

Frank Zampardi has the following classes scheduled:

"Colored Pencil Florals and Birds". Thursday, August 2-September 6, 12:00-2:00, Captiva Rec Center, Starfish room.

"Reversal Colored Pencil II". August 7-September 11, 12:30-3:00, Lake Miona Rec Center, Stars & Stripes room.

Every Monday from 1:00 to 3:00, **Frank Zampardi** hosts **Jump Start** at Seabreeze Recreation Center., A great opportunity to get help on your next 2d masterpiece, regardless of medium. At 3:00, Frank's focus turns to portraiture, concentrating on drawing.

Banner Artist Reveal (Last Month)



Irene Wantroba is an example of what someone can accomplish just because they want to...

Born in Maine and moved to Connecticut at 17 where I met and married my husband Vin. We've had three children and I worked as a nurse for 45 years. After moving to the Villages in 2001 I was able to fulfill a lifelong desire to learn how to paint. Since then I have taken advantage of local teachers as well as taken workshops from a variety of internationally known artists to learn basic and advanced techniques. I feel fortunate to have had that opportunity. I've even won a few minor awards for some of my artwork. I'll never forget the thrill that I felt when I sold my first painting or how great it has been to meet so many fellow artists who have become friends.



Banner Artist Reveal (This Month)



We can thank **Diane Weekley** for this month's Banner Art.

"I began painting in oils, moved to acrylics and then watercolor. I have painted on and off throughout my adult life while raising a family and working full-time as a Commercial Underwriting Manager and Insurance Educator in the insurance industry for 25+ years. Upon retirement I got more involved in painting, had my own Faux Finishing business for 8 years and now love painting in watercolor and acrylic and teaching watercolor to share what others have shared with me. Along with this I learned to do my own framing and feel it is important to have your work look professional front and back and enjoy showing others how easy it is."

[Editor's Note: Diane is, and has been for a long time, one of those people without whom this organization would surely be less. If you happen to spot her, let her know you appreciate her hard work. Thanks.]

P.S. – Going forward, the banner artist will be revealed in the same month so we don't have to try to remember the banner art they did.



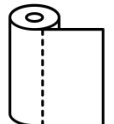
Tips 'n Hacks

Paint Brush Cleaning and Care – by Maria Downton

Cleaning and caring for your paint brushes can help extend the life of your brushes and ensure their performance.

Watercolor Paint Brushes

Immediately after use wipe your brush with a lint-free cloth or paper towel to remove as much of the paint as possible for all types of brushes. Next rinse the brush under running cool or lukewarm water until you have removed all residual color. **DO NOT USE HOT WATER** – this can destroy the epoxy bond within the ferrule. With a mild soap and cool water, not hot, swirl the soapy brush in the palm of your hand and rinse. Repeat the



washing and rinsing process until the soap and water runs clear. Reshape with hands and rest brushes flat or suspended head down to dry completely. Store the completely dry brushes in storage that is breathable, like canvas or wood.

Natural watercolor brushes are delicate, and strong soap may damage the bristles by removing natural oils. Keep your water cool, but not hot, as hot water may cause any remaining paint to clot.

Acrylic Paint

Clean as much excess paint off with a lint-free cloth or paper towel. If using solvent-based varnishes, use a commercially recommended solvent to remove paint residual. If using water-based varnishes clean your acrylic brush with mild soap and cool or lukewarm water, not hot; swirl the soapy brush in the palm of your hand and rinse. Repeat the washing and rinsing process until the soap and water runs clear. Reshape with hands and rest brushes flat or suspended head down to dry completely. Store the completely dry brushes in storage that is breathable, like canvas or wood.



It's important not to let paint dry following use of your acrylic brushes, as the paint is not soluble in this state and will produce a plastic-like dried texture which makes a brush less flexible. Be sure to wash your acrylic brushes immediately after use. If you cannot wash acrylic brushes right away, leave them in water. But don't let them stand on the bristles while in water.

Oil Paint

Use a rag to wipe away as much color as possible from your brush. Then use turpentine or mineral spirits to get most of the paint out. Next rinse any remaining color using soap. Create lather in your hands and rinse the brush under cool, not hot, water until the water runs clear of color and soap.



Avoid paint stripper. Some use it to resuscitate a brush with dried paint on it, but this often takes the shape away from your brush. Don't use harsh solvents (e.g. turpentine) on synthetic brushes because this can damage the bristles.

Be sure to reshape, dry, and store your brushes properly so that they retain their shape and stay intact over time. If you are storing hog brushes for any length of time, make sure they are clean and completely dry. A box with a tight fitting lid is ideal and will prevent moth damage. Brushes that are not dry may develop mildew.

Enamel and Lacquer Paint

Use enamel or lacquer thinner, respectively, to clean your brushes. These can be found in a hardware store. Use proper ventilation and masks. Use automotive hand cleaner or citrus based products for your hands. Reshape, dry and store.



Bulletin Board



PO Box 1655
Lady Lake, FL 32158-1655
visualartsassociation.com

CALENDAR AT A GLANCE

Saturday, June 9

8:30am
La Galleria Exhibit Hanging

Friday, June 15

10:30am
VAA General Meeting

Friday, September 21

10:30am
VAA General Meeting

Saturday, September 22

9:00am – 3:00pm
Fall Fine Arts Show @ Rohan Rec Ctr

Friday, October 19

10:30am
VAA General Meeting

Father's Day is Sunday.
Make sure you buy him something that will get him out of the house so you can do more art.

VAA Executive Board

President	Nan Kohr	kohr240@hotmail.com
Vice President	Jack Ottilige	jackott@thevillages.net
Secretary	Marilyn Wright	marilynwr555@comcast.net
Treasurer	Maria Downton	riadownt@gmail.com

Past Presidents

Lee Asta
Marge McQuestion
Frank Zampardi

Appointed Members

Connie Giacobbe
Wendy Lahey
Helen Poor
Bobbi Ruben
Diane Weekley

Next Meeting

September 18th @ 10:30
Ricardo Montalban Room
La Hacienda Recreation Center

Newsletter Staff

Sally LaBaugh, New Members
sallylabaugh@gmail.com

Maria Downton, Tips & Hacks
riadownt@gmail.com

Helen Poor, Scholarship & Photo Frame
helenpoor@comcast.net

Ellen Hellwege, 3D Artist
ellensjewels@gmail.com

Dianne Zalewski, Banner Art & Featured Artist
diannezalewski@yahoo.com

Jack Ottilige, Editor
jackott@thevillages.net



RENAISSANCE ART

(1300 - 1600 A.D.)

A. REBIRTH	N A T U R E N Z P T X H B
B. REVIVAL	M N I N V E N T I O N U I
C. HUMANISM	X Y T N O P Q V W L M X T
D. PHILOSOPHY	Z V I M S E P A C S D N A
E. INDIVIDUALISM	S N A I T E N E V Z O C L
F. INVENTION	V E N I T B A O S A N E Y
G. DONATELLO	P M B N W X B T L H A L I
H. Ghiberti	H I C D A V I N C I T L K
I. MICHELANGELO	I C D I V E A N L J E I M
J. CELLINI	L H S V T R S S R Q L N P
K. ITALY	O E T I D O Z T A L L I C
L. OIL PAINT	S L U D N N R A X R O N O
M. LANDSCAPES	O A X U L E M N T M I M E
N. VENETIANS	P N Z A O S O I L P A I N
O. PAINTERS	H G W L Q E T N X Y Z L T
P. SCULPTORS	Y E V I P R T I J N M A C
Q. NATURE	M L U S T S O H I G O N H
R. TITIAN	L O C M L K I B V K A P B
S. GIOTTO	A L E F E N G R A V I N G
T. VERONESE	V P P D A T V F D A L Y Z
U. RAPHAEL	I T U G H I B E R T I C D
V. DA VINCI	V N B S P A I N T E R S J
W. MILAN	E X Q R A W X G L I K N O
X. VASARI	R E B I R T H B M P E H X
Y. PIETA	
Z. ENGRAVING	