




New Member Corner

Welcome new members! So pleased you've joined us. We'd love to get to know you and your work. To better facilitate this, new members are encouraged to send us a few sentences about yourself: including your Village now, your past or currently shared home city and or/state, your preferred art media, and a sentence or two about what or who inspires you to create. Please include a photo of your work and a head shot of yourself that we could include in an upcoming Newsletter. Please email information to Sally LaBaugh at sallylabaugh@gmail.com within 2 weeks of joining. If you have questions, please call Sally at 502-500-0160. To kick off our New Member Corner, let me introduce myself.



I'm Sally LaBaugh, I moved permanently to the Village of Valle Verde from Louisville, KY and west Michigan. I love to work with mixed media. I am moved by the human figure and all animals. Although I have couple of degrees in art, my best teacher was Degas, as I studied and copied his wonderful lines from library books. Phone: 502-500-0160 Email: sallylabaugh@gmail.com



This Month's Program

We are honored today to have international artist Sandy Maudlin with us. Sandy, who has completed teaching two workshops this week, has graciously afforded us time to judge our Gallery Show. Today she will be announcing the winners, and then, as a continuation of our program, will enlighten us on the art of judging art.

We don't usually post lengthy résumés, but Sandy's is worth reading.

Years ago, Sandy Maudlin quit her 'day' job to pursue her love for art. Now a full time, professional artist, she loves to explore the varied possibilities of what paint can do and how she can best express what she's wanting to say. You'll find her continually pushing forward to discover the next surprise that being an artist will deliver. The chase of finding the next painting and the process of doing it are as important as the final outcome is to Sandy.

She enjoys sharing her knowledge with other artists and loves to teach other artists her own special processes that she uses when painting on Yupo using both Fluid Acrylics and Transparent Watercolor, as well on focusing on building better compositions for each painting. Whatever the subject or medium used, Sandy's focus is always to help her art students improve and develop their own unique style.

She presently teaches workshops throughout the country and in Europe, as well as instructing weekly classes in her studio located near Cincinnati. Her workshops focus on experimentation and creativity and are loaded with concise directions and plenty of individual help.

In September, 2018, Sandy will be the instructor for The Villages International Workshop in southern Spain with Beverly Hennessy as her assistant. Much of the time there will be spent painting outdoors with a view of the Mediterranean close by. Any medium can be used during this workshop.

She holds a degree in Art Education from Indiana University, with an area Major in Fine Art and has been teaching workshops and classes for over twenty five years. Sandy has been awarded numerous Best of Shows, including Watercolor Society of Indiana's Best of Show in 2008 as well as the Gold Medal at the 2006 Ohio Watercolor Society Show and holds signature membership in both OWS and WSI. She also served as president for the Greater Cincinnati Watercolor Society for three years.

Her hope is that artists in her workshops will learn both compositional skills as well as new techniques as they create beautiful masterpieces, being inspired and motivated to explore all the possibilities they can discover about making good art. It's such an incredible journey!

In the words of the artist herself, "Making art is exciting and rewarding. It allows me to express myself and share the beauty I see in this world. When planning and creating a painting, I sense that I am on a journey, like a wonderful vacation, which will be full of new experiences that I could never anticipate. The finished painting is seldom what I envision when I start, and I love those surprises I discover along the way.

"Touching that wet paint to a white sheet of paper, exploring what would happen if I tried this or did that, watching the work evolve - it's invigorating, therapeutic, emotional, intense, and often frustrating. Yet, the process of painting and creating is as rewarding as seeing the completed work. It's such a blessing to be able to share experiences in my world with a paint brush."

Sandy and her husband, Bob, live near Cincinnati, enjoying time with their two sons, daughter-in-law, and four grandchildren, as well as traveling. Her paintings can be seen at <http://sandymaudlin.blogspot.com>, at The Waterlily Gallery in Syracuse, IN, and in her teaching studio.

Spotlight on You

"Spotlight" is a new item that will tell the story of a fellow VAA member. Since the deadline was less than 48 hours from the decision to introduce this column, I volunteered to share my story in bullets.

Member of VAA since: 2014

VAA Participation: I have never had a table at the shows, but I always sign up to step in for artists who need a break, and I sometimes provide refreshments at monthly meetings.



Media: Watercolor, color pencil, acrylics. I had never tried art before so I took classes and workshops from Karlyn Holman, Dorée Voychick, Frank Zampardi and Jan Ramsey. Although my mother and sisters were artistic, my talent leans toward music and writing, so I still call myself a “wannabe artist.”

Other things that keep me occupied: I umpire softball, give slide shows for the World Wide Foreign Travel Club, sing soprano in the church choir, and volunteer for Cornerstone Hospice.

Where I came from: San Francisco originally. Lived in five countries for a total of 18 years. Moved here from Rome, Italy five years ago.

Little-known Factoid: When I was thirty, I was contacted by an undercover police officer to identify the people I worked with and saw at my office because it turned out I was working for Samoan Mafia gun runners.



About my artwork displayed here: I cannot draw (still practicing) so I am currently most comfortable with collages. Most of my artwork is not signed because I haven't created a signature that suits me.

My Name and Village: Dianne Zalewski / Village of Sanibel

Now Its Your Turn: Please contact me (diannezalewski@yahoo.com) if you would like to introduce yourself (and your art, if you wish) or to nominate another member for the next issue.

Scholarship News

FirstThank You to all contributed to our Holiday Stocking Project.

Your generosity is truly appreciated!

And Now The Hunt Is On! The VAA and its Scholarship Committee are kicking off the Scholarship Search and application process for 2018. Our information and packets will be going out to all regional private, charter and public high schools this month. Any graduating senior from Marion, Sumter or Lake Counties who intends to pursue an art major at the college level may apply.

The VAA has helped 54 winners with over \$106, 000 in awards over the last 14 years. **Be part of our effort. If you know a spring graduate who is an interested young artist.....please let us know.** We make calls and school visits, help with portfolio preparation / suggestions.... and work with art teachers to find our next applicants & winners. Our deadline for submissions is 3/17/18.

Visit the VAA Web site for our forms and details and call with any questions.

Helen Poor and The VAA Scholarship Team
352 561-4474





Banner Artist Reveal

As you may have noticed, there are three works of art at the top of this month's newsletter. No, they are not the work of a famous artist. They are paintings by a member of the VAA. Since this is the first month of the new format, and since your editorial staff wishes to pique your curiosity, the identity and story of the mystery artist will remain a mystery until the next issue. Stay tuned . .



Events & Opportunities


Florida Watercolor Society holds an annual juried on-line show. The competition draws beautiful paintings from the best watercolorists in the state. Our VAA membership has three artists whose work has been found worthy of acceptance in the 2018 FWS Online Show. Our warmest congratulations each of them. The show will be published on line in mid-January and can be viewed on the FWS website, www.floridawatercolorsociety.org.



Music In The Shadows
Peggy Lefevbre



Tree of Life
Ruth Ann Maury



Temptation
Susan Donohoe

Villages Art Workshops has the following Nationally Known Artists presenting classes and seminars in January

- Jan 15-16 Sandy Maudlin "Color Kaleidoscope" Alcohol Inks on Yupo paper
- Jan 17-18 Sandy Maudlin "Watercolor and Fluid Acrylics on Yupo paper"
- Jan 19 VAA Meeting- 10:30 Guest demo artist and judge - Sandy Maudlin
- Jan 21 Demo by Karlyn Holman 3pm at the Village Art center Entrance Fee \$10
- Jan 22-25 Karlyn Holman Watercolor Workshop (FULL)
- Jan 29-30-31 Filomena Booth "Go Big Go Bold" Acrylic Abstract



For more details visit www.villageartworkshops.com or contact Bev Hennessy 352-572-5317 or bbaug97@aol.com

The Villages Photography Club is holding their **Annual Photography Showcase** Saturday, Jan 27 at Colony Cottage Recreation Center 9:00 AM to 3:00 PM. In addition to beautiful photography, the club will be holding a raffle for a \$250 Amazon Gift Card.

VAA Annex Show hanging is scheduled for Saturday, February 3. This is a great venue that gets our paintings into a public (outside the bubble?) viewing audience. Always a pleasant visit.

How about the **Winter Fine Arts Show** at Laurel Manor. This year the show is scheduled for February 10th, doors open at 9:00 AM. Artist space for the show is sold out – another DON'T MISS event.

Featured Artist

Our featured artist this month is Brian Dickson. Brian is a retired Art teacher and School Principal who has lived in the Village of Silver Lake for 8 years. An exiled 'Brit', he works in many Art media with strengths in: drawing from observation, perspective, and practical aspects like casting, sculpting, matting/framing, Silversmithing and Lapidary. Photos are examples of Brian's sculpting and lapidary skills.



A teaching career which included building photography dark rooms and working/teaching in them allows him to fully appreciate digital photography today! Over the years here in The Villages he has designed and painted several theater sets for the Thespian community.

One of Brian's many activities is the "Art in Paradise", a free studio workshop activity held year-round at Paradise recreation Center on Wednesdays from 9am - 11:30am for Villagers. Bring a plastic cover for your table and any project you are working on - in ANY medium. We have a small library with lots of books for 'starting' pictures - (sources) and books for teaching Art techniques and Art History too which participants may take home. A short critique of members' work by those present is a voluntary part of our session. Many members have specialized talents, knowledge and experience in many Art fields and are willing to teach and advise anyone seeking assistance. All Villagers are welcome!!



Call Brian, the activity coordinator, for further information at: (352) 633 0575. Brian is a true "frog" - he has come here to The Villages to 'croak'....




Photo Frame



This month's focus is on Diane Pattie, whose elegant and sophisticated modeling of digital photography has produced the beautiful works you see here. We'll let Diane tell us about herself in her own words...



I was always artistic. In 1st grade I was the one they wanted to draw the Thanksgiving Day poster. I took 4 years of Art in high school. There was no money to go to any art institute as I was the oldest of 6 children and we all didn't get to further our education



so I got a job. It happened to be at a high end camera store. There I purchased my 1st 35mm camera. I was there for about 20 months then I started work at the Medical College of Ohio, in Toledo. I spent 10 yrs. as a Pharmacy Tech and 20 years as a Purchasing Agent for med/surg supplies. I was a member of the Toledo Camera Club for 18 years serving as president for two years. With my retirement on the horizon in 1998 I started my own very small business in photography and retired from my day job on my 50th birthday in 2001. I moved to The Villages in 2005 with my retiring husband Bill.

I joined the Villages Photography Club in Jan. 2007 and served as president in 2014-15 and 2015-16, and I'm a member of VAA and VAL for almost as long. I have continued my small photography business doing all kinds of photography including events, still life and portraits. I have photographed over 650 dogs since I've lived here, mostly at events where you could do a lot of dogs in one day of appointments on location. The client would receive a finished portrait 2 weeks later. These are not snapshots.



There is always something new and exciting these days to learn about photography especially since the advent of digital. But you still have to use the basics of art including composition, color and the magic of light...

Diane Pattie
Villages of Sunset Pointe



Tips 'n Hacks

Plein air Anyone? Get Outside and Create!

Editor's Note: This is a longer 'tip' than we might see in the future. I have set this in hopes that our seasonal friends will take advantage of those balmy winter days to enjoy creating en plein aire.

Almost any artist will tell you that there's a certain appeal to working outdoors that can't be found anywhere else. To celebrate all of the landscape art being made, here are 10 ways you can make the most of your next outdoor painting session.

Start with a good, long look

Painting landscapes lets you create work that can take the viewer on a journey into a new environment. To create a truly expressive work of art, it helps to take more than a cursory look around and quickly set up shop. Walk around, sit a spell and really soak in the landscape around you.

Focus your eye

Whether it's a rocky cliff or a busy urban street, outdoor settings can offer a myriad of potential subjects. Sometimes, however, it can be too much to take in, leading to a painting that feels busy, cluttered and lacking a center of interest.

Massachusetts-based artist Nancy Colella starts every composition based on what she's visually drawn to. She makes those elements the focal point of her painting and tones down everything else so that they come to the fore.

It's all about the light

Light changes throughout the day, which makes accurately capturing it one of the biggest challenges of painting outdoors. The flip side, of course, is that when one is able to do this correctly, a painting is instantly elevated. Observe the quality of light, aiming for a spontaneous interpretation that still takes observation skills into consideration.

Don't paint a blue sky

Blue skies rarely exist! California watercolorist Dick Cole acknowledges that landscape painting has enhanced his skills as a colorist and helped him to realize that the sky, along with many elements in nature, is made up of a variety of colors and not just one pure hue.

Strike a balance

Spend as much time observing as you do painting. For artist Glenn Rudderow, this is a crucial part of his plein air practice. “Nothing can take the place of direct observation—of being there, seeing, communicating and expressing the spirit of one’s subject,” he says.

Go for awesome

Albert Bierstadt and Thomas Moran of the Hudson River School produced paintings of the American landscape that were technically masterful, but most of all they were awe-inspiring. They created luminous paintings that seemed too bright to be true. They amplified the elements of the landscape that inspired them most, leaving the viewer with the same sentiments.

They created luminous paintings that seemed too bright to be true. They amplified the elements of the landscape that inspired them most, leaving the viewer with the same sentiments.

Don’t bring your studio outdoors

The thrill of working en plein air is that you can shake up your routine and work differently than you might usually. Use the change in location to try new techniques, such as working on a smaller scale or focusing predominantly on light and other atmospheric qualities. And there is always the real compromise of doing an outdoor session very close to home, as in your own yard.

Colors contribute to a sense of space

When creating her landscape paintings, Kansas artist Kim Casebeer adjusts her palette in order to accurately render atmospheric changes and a sense of space. For example, there is usually more red, orange and yellow running through objects in the foreground, and blue, indigo and violet for shapes that recede in the distance.

Go with the flow—of air

Air moves objects. It ripples water, curls leaves and sways limbs of trees. Use brushstrokes and shading to create movement in your work.

Perfection isn’t everything

You can spend all day looking for a “perfect” composition that just doesn’t exist. Embrace the reality around you—smog, power lines, even debris—and open yourself up to telling interesting stories with new subjects.



Bulletin Board



PO Box 1655
Lady Lake, FL 32158-1655

visualartsassociation.com

CALENDAR AT A GLANCE

Friday, January 19

9:00am
VAA Board Meeting

10:30am
VAA General Meeting

Tuesday, January 30

5:00pm
Newsletter Deadline

Saturday, February 3
8:30am
Annex Show Hanging

Saturday, February 10
9:00am
Winter Fine Art Show at Laurel Manor

Friday, February 16
9:00am
VAA Board Meeting
10:30am
VAA General Meeting

Wednesday, February 28
5:00pm
Newsletter Deadline

Saturday, March 10
8:30am
La Galleria Exhibit Hanging

Friday, March 16
9:00am
VAA Board Meeting
10:30am
VAA General Meeting

Saturday, March 31
5:00pm
Newsletter Deadline

Sunday, April 8
1:00pm
ARTS Lake Sumter

VAA Executive Board

President	Nan Kohr	kohr240@hotmail.com
Vice President	Jack Ottilige	jackott@thevillages.net
Secretary	Marilyn Wright	marilynwr555@comcast.net
Treasurer	Maria Downton	riadownt@embarqmail.com

Past Presidents

Lee Asta
Marge McQueston
Frank Zampardi

Appointed Members

Connie Giacobbe
Wendy Lahey
Helen Poor
Bobbi Ruben
Dianne Weekley

Next Meeting
February 16@10:30
Ricardo Montalban Room
La Hacienda Recreation Center

Newsletter Editor

Jack Ottilige
jackott@thevillages.net

On the Horizon

CPPG Annual Show and Sale
March 17th
Colony Plaza Rec Center

The Villages Photography Club

"What Our Photo Club Has to Offer"

Annual Photography Showcase

We Have Expanded Hours & Room

Saturday January 27, 2018
Colony Cottage Recreation Center
New Hours 9:00 to 3:00

Free Admission

Join us for Our Annual Photography Showcase
Club Members will be displaying their Photos including
Award Winning Images, Some will be for Sale
Club members will be on hand to answer technical
questions and discuss artistic techniques

Vote for People's Choice Award
Photograph of the Year

Raffle Tickets for a
\$250.00 Amazon Gift Card

For more info, visit our website
www.thevillagesphotoclub.org
or call: Joe Kavalauskas 937-657-0330
Tony DeSantis 352-430-6701