




New Member Corner

Welcome to new members



Leslie Bowers

352-633-9144

LBowers@rochester.rr.com

I am a full-time resident in the Village of LaBelle South. I formerly lived in Phelps, NY, where I was a teacher of the deaf. For 2D work, I prefer to work

with pastels, watercolors, acrylics and graphite. I am particularly fond of painting people, places, animals and old buildings. I am also metal smith and enamellist and design jewelry. I am hoping to meet other enamellists in the Villages.





William (Bill) Hewitt
352-259-8684
hueyarrived15@aol.com

I am a full-time resident of the Village of Summerhill. I am originally from Atlantic City, NJ and occasionally visit family there.

Watercolor and acrylic paints are my favorite media. I started painting in my early 20s after my mother gave me a paint set as a gift. I find painting very relaxing and try to paint Realism with Impressionism. I have been painting on and off for over 50 years, and am glad that I am painting more since moving here.



Bobbie Hurley (Roberta)
352-399-6623
robertahurley@msn.com

I live in Pineland Villas full-time in the Village of Lake Deaton, I hail from the lower Hudson Valley in Westchester County, New York (although I was born

and raised in the Bronx, NY.) I am delighted to have been able to set aside studio space in my new home. Painting for over 30 years, I am self taught and prefer acrylic paints. I find I'm painting up a storm here. While trying new techniques, I am happy to have completed 50 paintings since July.



Cindy Vener
434-237-5619
cindy.vener@gmail.com

I am a full-time resident in the Village of Tamarind Grove ...Originally from Buffalo, I moved here from Lynchburg, Virginia after 40 years and love the weather and activities here. I prefer working in oils, cold wax medium and acrylic and am inspired by local scenery and my travels. The Impressionists, my garden and the joy of experimenting with a bold color palette influence my style. To create interest, I use a palette knife to layer texture.. Retired in 2009, I





studied graphic design to learn how to design a website for my artwork. I still enjoy doing a little freelance graphic design work.



Kathy Canter

937-414-5801

raggedbrushes@gmail.com

I am a full-time, 3 year resident of the Village of Rio Grande, lived in Canton, OH and several eastern cities. My favorite media are colored pencil and watercolor. I find inspiration from the Art of the Old World. I've loved taking art classes from talented teachers here and enjoy weaving pine baskets in my spare time.



Welcome all new members!

So pleased you've joined us. We'd love to get to know you and your work. To better facilitate this, new members are encouraged to send us a few sentences about yourself: including your Village now, if you are a full or part-time Villager, what city/state/country you are from, your preferred art media, and a sentence or two about what or who inspires you to create. Please include a photo of your work and a head shot of yourself that we could include in an upcoming Newsletter. Please email information to Sally LaBaugh at sallylabaugh@gmail.com within 2 weeks of joining. If you have questions, please call Sally at 502-500-0160.

This Month's Program



Professional artist, Don Borie, will demonstrate the method of painting a landscape in oil at the Friday, Feb. 16 meeting of the VAA. He will work from a photograph to illustrate the thought process of the basics to arrive at a successful painting. The basics of Don's demo can apply to acrylics, pastels and watercolors. The basics include: concept in choosing a scene and simplifying, composition, the values (seeing the scene for impact), a simplified palette of colors, and preparation of the canvas along with tips on painting a strong, convincing canvas.





The meeting begins at the new time of 10:30 am in the Ricardo Montalban room at La Hacienda Recreation Center in Spanish Springs. Prospective members are welcome to attend.

Numerous awards have been bestowed for Don's work in shows he has entered over four decades. His career was in commercial art, designing and illustrating advertising and books. In fact, in addition to a commissioned portrait of astronaut Vance Brand, over a thousand illustrations of Don's work have appeared in various publications, such as: The Artists Magazine, Colorado State of the Arts publication, National Geographic Society offices, and private collections across the country.

He studied at the Famous Artist's School, Ringling School of Art, Sarasota. He advanced his skills in oil and watercolor with workshops by Courtenay Hunt, Milford Zornes, Lowell Ellsworth Smith, Leslie DeMille and Kim English.

Don's memberships include an appointment as Coast Guard Artist (2007-), Ocala Plein Air Painters, Florida Plein Air Painters, Marion Cultural Alliance. His work can be seen in area art shows and his studio by appointment. His website is: DonBorie.com

Spotlight on You



This month's spotlight falls on Bill Skieczius, whom many of us know as the Chair of the Annex Show. Bill's been doing a great job with that event, and we all appreciate his work.



Before I start let my say my last name is pronounced SKETCHES, most people don't know that. I retired in 2007 from working at an Amusement Park in New Jersey Called Great Adventure. I worked for 26 years as the Foreman in the Electronics and Sound shop. It was very rewarding experience.

After I retired and moved to The Villages my wife was looking in the Rec News and saw an Art at Colony taught by Judy Adams and said I should go. I studied art when I was a kid but work and life just



gets in the way. So I took the classes in Acrylic then got into abstract art which I like a lot. My son John lived with us for a while and said to me why don't I do art using "polygons" I had no idea what he



meant. Polygons are used in 3D art, like in the movie "Frozen" And "Toy Story" He taught me how to do it and now I can create art in



3D, see my pictures. It is very difficult but very rewarding. I love doing 3D art and Abstract and will have some of my art in the July Art Showcase

Scholarship News

The VAA Feb. Art Show was a wonderful event for both our artists and the Scholarship effort. **Thank you Show Chair Jo Magram....you did a fantastic job!**

Our raffle donations from VAA members, photographer Maureen Terrien and potter Roger Sherman were creative and beautiful....along with the fashion Illustrations of Leesburg artist Duane Dermont. Tickets to Evita donated by KC Productions, and an elegant Valentine basket also brought many "supporters" to our tables all day long. We are still processing the profits as our newsletter goes to press, but we know this will be one of the most successful shows.....ever for scholarship fund raising!

Thank you to all the helpers in our Art Room Café.....and Jo for all the shopping! Also, a huge thank you goes out to Scholarship "Associates", Pat Zielenski, Susan Evans, Frank Zampardi, Roger Sherman, and Joyce Rick. Their enthusiasm and marketing skills helped to attract so many show visitors and made our day such a financial success!

The VAA and its Scholarship Committee continue with the 2018 Scholarship Search and application process. Our information and packets are now out to all regional private and public high schools. Graduating seniors from Marion, Sumter or Lake Counties who intend to pursue an art major are eligible.

The VAA has helped 54 young artists over the last 14 years. **You can be part of our effort. If you know a 2018 art graduate, who might be interested, please let us know.** We make calls and school visits. We can help with portfolio preparation and work with art teachers to find our next applicants and winners. **The deadline for submissions is 3/17/18.**

Visit the VAA Web site for our forms and details. If you have questions please call.

Helen Poor and The VAA Scholarship Team - 352 561-4474

VAA Scholarship is again supporting The KC Productions Spring Show. This theater company has been a most generous financial and creative supporter of our Scholarship fund, and what we do. Please consider a great evening out and purchase tickets for a truly professional performance of EVITA.....If you saw the previous shows from this group.....you know you are in for a memorable evening!



KC Productions presents EVITA, directed by and starring Broadway's Alex Santoriello as Che and Dawn DiNome & Mary Jo Vitale, as Evita at different performances. EVITA is the crowning dramatic achievement of Andrew Lloyd Webber and Tim Rice. Winner of eight Tony Awards, including best musical. EVITA is among the most passionate productions in musical theater history. The show also stars Tim Casey as Peron, Dave Saxe as

Magaldi, Kathleen Kane as the Mistress and features a first-class orchestra with choreography by Violet Ray. For more information visit: <http://www.kcproductionsvillages.com/evita/>

Banner Artist Reveal



Last month's beautiful banner art was the work of Bridgette Adams Greb. We're very pleased to feature her as our very first banner artist. Originally from southern Kentucky, Bridgette is living her childhood dream of living in a tropical climate which led her to Hawaii in 1972 and to The Villages in 2015.



Bridgette's formal art training and successful business career in publishing have afforded her the opportunity to focus on her first love, drawing and painting.

In 1999, at the encouragement of longtime friend and artist Peggy Chun, Bridgette returned to drawing and painting - and signed up for a watercolor class taught by a local artist, Helen Iaea.

At Helen's encouragement she entered her first Hawaii Watercolor Society Member Show in October 1999 and won the Bobbie Segler Award for Luminosity, her first of many awards. Her evolving work has been juried into many prestigious Hawaii, California, and National shows, and has won many awards including numerous Best In Show awards and the prestigious Hawaii State Foundation on Culture and the Arts Acquisition Award. Bridgette was honored to be selected as a guest artist in the Taiwan International Watercolor Exhibition several years ago.






Bridgette sold her publishing company in 2008, and moved to California with her husband Bob. Bridgette lived in Sun Lakes Country Club for 6 years, continued to win numerous local awards and concentrated on teaching watercolor and pastel classes and special workshops.

In 2015 Bridgette and her husband moved to The Villages to retire. The Villages lifestyle has provided Bridgette with the freedom and opportunity to paint whatever she wants and to explore new media. Bridgette is a member of the Visual Art Association and the Colored Pencils Painters Guild. She had won many First Place Awards.

Events & Opportunities


Of Special Note: Congratulations to all the artists awarded honors at the Annex Show, and a continued recognition of the great work of Bill Skieczieus for managing that event. Awards were presented to: **Marsha McGill** First Place for Neighborhood Watch; **Menggi Crouse**, Second Place for Afternoon; **Jan Barone**, Third Place for Young Girl; **Dawn Mastrodonato**, Best of Show for Duet With Papa; Honorable Mention Awards were given to **Leda Rabenold** for Glorious Daisies; and **Kathy Hansen** for Breakfast for Two. First Place in Photo was awarded to **Diane Pattie** for Feather Gold.

Villages Art Workshops has the following Nationally Known Artists presenting classes and seminars in February:



Internationally Known Artist **John Salminen**
Demo February 17 (Saturday) 3 pm at the
Village Art Center, Fee \$10

Note that John's Seminar (Feb 18-21) is full.



Lynn Ferris

February 26-27 - Watercolor - "Capturing the Light- Part 1", Fee \$161
February 28- March 1 - "Capturing the Light - Part 2", Fee \$161

**Susan
Donohoe**

February 2,9,16,23, 2018 - "Beyond The Basics" - Watercolor
Visit SusanJane's web page www.susanjaneartist.com or email Susan at
FancyT@me.com
651-246-0981

Soon Warren

March 5-8 – "Vibrant Watercolor Painting", Fee \$377
(5 spots left)






Susan Tregay March 12-15 – Watercolor – “Fresh Paths: Five Steps To Successful Paintings”, Fee \$415



Tom Lynch March 27-28-29 - "Watercolor Secrets Revealed", Fee \$335



For more details on all demos and classes visit www.villageartworkshops.com or contact Bev Hennessy 352-572-5317 or bbaug97@aol.com

Every Monday from 1:00 to 3:00, **Frank Zampardi** hosts **Jump Start** at Seabreeze Recreation Center., A great opportunity to get help on your next 2d masterpiece, regardless of medium. At 3:00, Frank’s focus turns to portraiture, concentrating on drawing.

Editor’s note: For those new to The Villages, several locations provide art supplies.

Michael’s in Lady Lake, **Hobby Lobby** in Mount Dora, and **DK Art Supply and Custom Framing** in Leesburg. Oddly enough, all of these are located on Route 441.

If you are looking for supplies specific to courses taught at Villages Art Workshop or through The Villages Enrichment Academy, most instructors provide their student supplies lists to DK Art Supply.

Contact Numbers:

Michaels	352 259-2631
Hobby Lobby	352 735-1263
DK Art Supply	352 326-9555

**COLORED PENCIL PAINTERS GUILD
SPRING JUBILEE**

Saturday, March 17, 2018

**Colony Cottage Recreation Center
510 Colony Blvd., The Villages, FL
(Route 466A & Morse Blvd)
9:00 a.m. until 3:00 p.m.**

The Colored Pencil Painters Guild is proud to announce its sixth annual **SHOW and SALE**.

demonstrations
art raffle
door prizes
live music

Purchase a beautiful piece of artwork.
Admission is free

Featured



Artist



February's featured 3D artist is Dore Via Dumas, of the Village of Belle Aire. Her headline might read, "Service Brat Finds Success in Art". A story full of achievement:

I was born in Virginia and raised in the Air Force. My family moved and traveled all over the world. My mother was an artist and a strong force in my creativity. When we lived in Italy, we went to a mosaic school in Spilembergo and I fell in love with mosaics and glass. As an adult, I decided to learn mosaics and taught myself. I created mosaics for many years.

For the last 40+ years I have been a potter. I tried all forms of art and never felt like it was "me". I took a pottery class and fell in love. Pottery was my profession for many years, traveling shows with my two children and selling in galleries in Florida, Kansas, Alabama, and Tennessee. I sold wholesale through the Dallas Gift Mart. Later in years, I got my Bachelor's Degree in Special Education and a Master's in Library and Information Science. I taught school for 30 years, starting in Orlando, and retiring in Sevierville, Tennessee. In the summers, I was a Master Potter at Dollywood in Pigeon Forge.



I moved to The Villages in 2013 after the death of my husband and soon joined the Mulberry Clay Group and the Sculptors Group. I am the summer kiln master.

In 2016 I went to Italy to take an animal sculpting course. I spent five days elbows deep in clay and five days wandering around Florence. What better vacation than clay and Italy?





Photo Frame



This month we are happy to feature the Fine Art Photography of Eileen Sklon. Eileen joined us in The Villages 14 years ago from Long Island, New York.. Although primarily and originally a photographer, Eileen's early years doing her own darkroom work produced only black and white photos. The desire to include color led her to watercolor and pastel pencils to achieve her desired effects. A 14 year member of the Villages Photography Club and almost that long in both the VAL and VAA, her photos reflect a clear appreciation of fine art.

I have been making photographs for about 40 years. After mastering the "How To's" to a perfect photo, I found myself always searching to do more with an image. I love making impressionistic images and the many ways there are to make an image look painterly. Through the years I have drawn and painted on my photos but now I mainly use in camera techniques with some tweaking in Photoshop! There is a certain thrill to this type of photography that I love! I hope you enjoy my take on impressionistic photography.



Gentle Sunrise.

This was taken with a slow shutter speed and a slight horizontal movement of my camera.

(Editor's note – this photo was awarded 2nd place in the Winter LaGalleria Show)



Cattail Abstract

This is 2 separate images. Each one was taken with a slow shutter speed and vertical movement of the camera. I then combined the 2 images in Photoshop turning one of them on its side.



Mother-in-Law Blur

This was taken with a slow shutter speed and vertical movement of my camera.

Tips 'n Hacks

Protect Your Paintings/Drawings with a Varnish or Fixative

The life of paintings and drawings can be lengthened if some form of protection is added to the work. The type of protection will depend on the art form. Acrylic and oil paintings can be protected with varnish. Watercolor, gouache, pastels and drawings can be protected with a fixative, or a lighter version of varnish. Using varnish or a fixative may also improve your painting's look and value.

Seven functions of a varnish or fixative:

1. Change the surface finish to gloss
2. Making the surface more matte
3. Provide a more unified finish
4. Increase color saturation
5. Protection for the paint surface
6. Allow for ease of cleaning
7. Protection from UV radiation

Acrylic and Oil Paintings

- Varnishing can protect the painted layers from dirt and dust and create an even appearance. Always ensure that your painting is completely dry before adding any top coats.
- For acrylic paintings a gloss isolation coat is applied before the varnish is applied. Later when wanting to remove old varnish, the isolation coat will protect the acrylic painting from damage from the use of harsh solvents. The varnish layer can be either matte, satin or gloss.
- For oil paintings you don't need to add an isolation coat – only a matte, satin or gloss varnish coat.
- Apply varnish with spray or brush? A recommendation is to brush varnish for works that are quite smooth in finish. However, if the surface has varying levels of thickness, pools of varnish will settle in the nooks. If you have delicate multimedia pieces or highly textural works spray varnish will work better.

Graphite/Colored Pencil and Non-oil Pastels

- If you want to omit the use of glass in your framed picture, then a fixative is a good idea. Before applying a fixative, lightly brush or shake your work to ensure there is no dust on the surface. Workable fixatives will allow you to add additional pencil work even after spraying. You may also need several coats for the finished piece.
- Unprotected colored pencil drawings are likely to be affected by wax bloom, which is a white haze that appears over time as the wax medium rises to the surface. Using several coats of fixative will prevent wax bloom and preserve the look of your original art.
- Not all fixatives are alike and care should be used in selecting the right one to protect your artwork. For example, when using chalks and pastels, most fixatives dissolve the whites and light colors to some degree or may change the color. Pick the one that is recommended for your particular medium.
- Never use hairspray as most contain hair conditioners, which are oils that could leave grease spots on your art; and even those without conditioners will likely yellow over time and discolor your artwork.

Watercolor Paintings

- Using a fixative or spray varnish on watercolor may not allow a painting to be accepted by the Watercolor Society or other judged events. Application of a fixative to a painting may alter the colors slightly. For these reasons some artists prefer to put their artwork behind glass, preferably UV-protected glass.

There are many products out there. You should test a product to see if it works for you and your medium. Happy Creating!



Bulletin Board



PO Box 1655
Lady Lake, FL 32158-1655
visualartsassociation.com

CALENDAR AT A GLANCE

Friday, February 16

9:00am

VAA Board Meeting

10:30am

VAA General Meeting

Wednesday, February 28

5:00pm

Newsletter Deadline

Saturday, March 10

8:30am

La Galleria Exhibit Hanging

Friday, March 16

9:00am

VAA Board Meeting

10:30am

VAA General Meeting

Saturday, March 31

5:00pm

Newsletter Deadline

Sunday, April 8

1:00pm

ARTS Lake Sumter

Friday, April 20

10:30am

VAA General Meeting

Saturday, May 5

8:30am

Annex Show

Friday, May 18

10:30am

VAA General Meeting

Saturday, June 9

8:30am

La Galleria Exhibit Hanging

Friday, June 15

10:30am

VAA General Meeting

VAA Executive Board

President	Nan Kohr	kohr240@hotmail.com
Vice President	Jack Otilige	jackott@thevillages.net
Secretary	Marilyn Wright	marilynwr555@comcast.net
Treasurer	Maria Downton	riadownt@embarqmail.com

Past Presidents

Lee Asta
Marge McQueston
Frank Zampardi

Appointed Members

Connie Giacobbe
Wendy Lahey
Helen Poor
Bobbi Ruben
Dianne Weekley

Next Meeting
March 15th @ 10:30
Ricardo Montalban Room
La Hacienda Recreation Center

Newsletter Editor

Jack Otilige
jackott@thevillages.net

CPPG Annual Jubilee
CPPG Annual Show and Sale
March 17th
Colony Plaza Rec Center
**Music, Demonstrations,
Prizes**

And La Galleria First Place
Photo awarded to



Anhinga
by Maureen Terrien!

"Art in the Park" will be
from 9-3, March 3rd in the
Wildwood City Hall
Courtyard, 100 N Main
St. Interested artists should
register for the event by
contacting Erika Corley
ecorley@wildwood-fl.gov or
[352-461-0134](tel:352-461-0134)