



## New Member Corner

Welcome all new members!



**Wanda Boyd** (804)536-1794, [wboyd2009@yahoo.com](mailto:wboyd2009@yahoo.com)

I am a full-time resident of the Village of Collier by way of Virginia. My favorite media are watercolor and acrylics. I was fortunate enough to take six years of art classes with Susan Stuller, a nationally acclaimed watercolor artist, and still hear her in my head when I paint. Usually it is, "Check your values" but occasionally she says, "Well done, my friend!" I am currently leading the Wet-N-Wild Watercolors group and enjoy being on the artistic journey with them.



**Paul Kleinkopf** 352 775-2373, [pkleinkopf@aol.com](mailto:pkleinkopf@aol.com)



I am Paul Kleinkopf and I live in the Village of Amelia. I moved from Palm Beach Gardens about 3 years ago. I have been painting for about 40 years and am self taught. Besides creating original paintings, I also like to copy "The Masters". I love the challenge.





**Doris Glapion**, 609 731-0325, [dorissells@yahoo.com](mailto:dorissells@yahoo.com)

My name is Doris Glapion. I'm a VAA member since last September, 2017. My husband and I moved from NJ to the Village of Pine Hills May, 2016. I exhibited often with a Art Guild in NJ.

I've loved painting since I was a kid, but got really into it after my children were grown. My teachers were NJ college art professors and the talented Dorothy Amsden. My subject or motif can be anything, but I do like living things and experiment with different art mediums and techniques. My current favorite is acrylic. Considering the talent displayed in the current show at the Galleria, I was thrilled to have won a First Place ribbon for my painting the "The Pumpkin Field"; a farm not far from my former home.



**Caro Ramey**

I am a full-time resident, seven years in the Village of Rio Grande, born in West Virginia but moved here from Greenville, South Carolina. I am most inspired by the Impressionists and am mainly self-taught, preferring to work in acrylics and attempting a variety of subject matter.



**How to be introduced in this column...**

Welcome to all new members! So pleased you've joined us. We'd love to get to know you and your work. To better facilitate this, new members are encouraged to send us a few sentences about yourself: including your Village now, if you are a full or part-time Villager, what city/state/country you are from, your preferred art media, and a sentence or two about what or who inspires you to create. Please add a photo of your work and a head shot of yourself that we could include in an upcoming Newsletter. **Please email** information to **Sally LaBaugh** at [sallylabaugh@gmail.com](mailto:sallylabaugh@gmail.com) **within 2 weeks of joining**. If you have questions, please call Sally at 502-500-0160.

# This Month's Program



## The 2018 ART SCHOLARSHIP AWARDS

This month we will honor six 2018 Art Scholarship Winners from our three area counties. These outstanding, young visual artists were selected after in depth screenings and personal interviews held in March & April by the Scholarship Committee. The student's families, teachers and friends will join in the celebration along with our VAA members, and invited guests. A special brunch will be served by our super VAA refreshment team and Kathy's Catering of the Villages. Members will meet our winners, hear their stories, and enjoy an enlarged art show of outstanding student work. We want you to have the opportunity to visit with our young artists in person, and talk with them about their future college and career plans.



## THE NEW ADULT SCHOLARSHIP AWARD

This year for the first time the VAA Scholarship Comm. would like to sponsor an **Adult Member Scholarship**. This award will be drawn at the conclusion of our Scholarship Morning On Friday April 20<sup>th</sup>.

VAA attending members may enter their names for the drawing only at our event and must be present to win! **The winning member will receive a \$200 Scholarship to be used for any local Villages art class, workshop or Enrichment Academy Program of their choice.** Some additional, special surprises will go along with this drawing.

We know many of you continue to enrich your knowledge of art & media, and to engage in classes and new artistic experiences. We want to support those goals. Join us next Friday 4/20 and win our first VAA Adult Scholarship Award!




## Spotlight on You

---



### Billy Edwards, Chair of La Galleria Shows

My Bob and I left the Hampton Roads area of southeastern Virginia in June 2005 for a grand RV adventure before settling in The Villages in November 2005. I joined the VAA in 2006 and was happy to learn of all the educational opportunities available. Having painted most of my life it was only moving to The Villages that I took time to pursue art more seriously. I have learned so much from local art groups and workshops and enjoy sharing my work. Over the years most of my time has been devoted to watercolors. I have enjoyed using them in a traditional fashion and really enjoy painting on rice paper. Acrylics are fun and so very versatile. I enjoy the ability to use them like watercolors or using heavy body acrylics like oils. I have especially enjoyed painting on Yupo. I like to think that I am always up for a challenge. That includes my work as Chairman for the La Galleria Fine Art Shows. Happy Painting!



## Scholarship News

The 2018 Scholarship search has concluded, and the 6 winners will join us at our April Meeting. Be there to meet these young artists and see their work first hand.

## Banner Artist Reveal



When young Verdelle Fredrich was teased by her third-grade classmates (e.g., “Verdel who wears a girdle”), her teacher gave her a nickname that stuck for the past eight decades. And that is how we have come to know “Freddie” Venturoni, whose black-and-white sketches are renowned throughout The Villages.

Just as interesting is how she became focused on sketches of buildings. When she was very young, her father’s car was hit by a train and his legs were crushed. As an only child, she was given a newspaper and crayons to keep her busy and quiet.

Despite his constant pain, her father taught her reverse glass painting. In high school, Freddie helped in the studio of Carl Kraft, who taught her perspective by drawing scenes that included things like garages, gates, and garbage cans. Kraft’s paintings at one time hung in the Art Institute of Chicago.

Freddie eventually got an art scholarship for college but, when her father saw her charcoal sketches of live male models, her parents sent her to business school. Her first job was as a secretary at the First National Bank.

Freddie married Chuck Venturoni, a World War II Corsair Pilot, in 1942, and they raised six children, four girls and two boys. When they lived in Indiana, Freddie monitored art classes at Indiana University in Purdue.

When Chuck died in 1988, his pension died with him. Trying to make ends meet, Freddie worked as a receptionist for a broker. During quiet times, she sketched homes that were for sale. Eventually, a realtor saw her work and asked her to sketch a sold house as a house-warming gift.

... and thus began Freddie Venturoni’s career as a black-and-white artist.



*Lake Sumter*



*The Talley Hewitt House*



*Soul in Flight*



# Events & Opportunities


For more details on all demos and classes visit [www.villageartworkshops.com](http://www.villageartworkshops.com) or contact Bev Hennessy 352-572-5317 or [bbaug97@aol.com](mailto:bbaug97@aol.com). Bev extends her sincere thanks to all those teachers, students and art enthusiasts who supported the workshops this year, and is looking forward to renewal in September.

**Don't forget – The Rialto is showing great art movies. Take advantage of these productions**



<https://www.youtube.com/watch?v=leMvPFV1b0c>


**May 8 – 1:00  
\$12.50**



[https://www.youtube.com/watch?v=P4L\\_0PUMeb8](https://www.youtube.com/watch?v=P4L_0PUMeb8)

**April 16 – 1:00  
\$12.50**

**April 24 – 1:00  
\$12.50**



<https://www.youtube.com/watch?v=leMvPFV1b0c>

**April 17 – 6:30  
\$15.00**

**April 26 – 6:30  
\$15.00**

**June 28 – 1:00  
\$12.50**



<https://www.youtube.com/watch?v=UtG4caeCJo>


**May 24 – 6:30  
\$15.00**

**June 4 – 1:00  
\$12.50**

**And closer to home**, visit the current show at LaGalleria. Winning entries in this show:



1<sup>st</sup>, *Pumpkin Field*  
Doris Galpion



2<sup>nd</sup>, *White on Black on White*  
Kathy Enos



3<sup>rd</sup>, *Rescue or Captivity*  
Barb Justice



1<sup>st</sup> Photo, *Magnificent Monarch*

Diane Pattie



HM, *The Tourist*

Billie Edwards



AM, *A Star is Born*

Lisa Woodward

**Frank Zampardi** has the following classes scheduled:

**"Luminous Landscape Painting in Pastel"** with an emphasis on Underpainting". Wednesday, Apr.4-May 16, 2018, 9:30-12:00 at Bradenton Rec Center, Royal Palm Room.

**"Advanced Pencil Drawing"**. Thursday, April 5-May 10, 11:30-1:30, Captiva Rec Center, Starfish room.

**"Colored Pencil Florals and Birds"**. Thursday, August 2-September 6, 12:00-2:00, Captiva Rec Center, Starfish room.

**"Reversal Colored Pencil II"**. August 7-September 11, 12:30-3:00, Lake Miona Rec Center, Stars & Stripes room.

Every Monday from 1:00 to 3:00, **Frank Zampardi** hosts **Jump Start** at Seabreeze Recreation Center., A great opportunity to get help on your next 2d masterpiece, regardless of medium. At 3:00, Frank's focus turns to portraiture, concentrating on drawing.

# Featured



# Artist



**We're proud to welcome Lynne Barta to the front of the room:**

I was born and raised around Buffalo, New York. I went to Oshkosh, WI to earn my degree in Physical Education and to Philadelphia to earn a Master's in Sports Administration at Temple University. I taught Physical Education and coached a variety of sports for 16 years and then earned a Master's degree in Deaf Education and worked with deaf and hard of hearing students for 22 years.




In 2004, while I was still teaching, I co-owned a 'paint your own' pottery business in Macon, Georgia. In 2005, I went to a conference in Arizona relating to this business. While I was there, they offered a workshop on introducing glass fusion to your present business, to bring in more customers and to offer another choice of art.



The workshop was so full, that I didn't even have a chance to try it, but I knew it was something I wanted to do. I ordered the start-up package, which included glass sheets, frit, stringers, tools, and just about everything I needed to get me started

I was hooked, and now 13 years later, I am still playing with glass. I moved to The Villages in 2011 and joined the Seabreeze Glass Fusion club, but since I have 2 kilns at home, I do most of my work at home. I have a large kiln for doing plates, vases and any large item, and a smaller kiln for doing jewelry. I now specialize mostly in jewelry, with an emphasis on making snap buttons for interchangeable jewelry. They are a popular item and I really enjoy making them. As a member of VAA, I have been in several 3D shows and hope to continue my involvement in VAA as long as my love of the arts continues.




**"Creativity is contagious,  
pass it on"**

**- Albert Einstein**



# Photo Frame



The glow of the flash this month catches Jerry Sundin at the hippo pool in Tanzania.

Although my interest in photography goes back to my childhood it wasn't until the dawn of the digital age when it became my favorite pastime. I feel especially privileged to live in a community with active and helpful groups such as the VAA and several photography clubs. We are also blessed with a multitude of opportunities to photograph wildlife and vistas within The Villages and nearby sites.

During the process of searching for subjects to shoot I learned to appreciate the beauty around us that would many times go unnoticed.

The photos that I chose to include represent my two favorite subjects – wildlife and landscapes. I hope you enjoy them.



*Heron*

*4-3-2018 Most Popular CMP*




*Ibis*



*The Bridge and Beyond*

*1<sup>st</sup> Place 2018 ARCH CMP*



“You don’t take  
a photograph,  
you make it”  
- Ansel Adams





# Tips 'n Hacks

---

## Framing Your Art – by Maria Downton

In classes and workshops I have heard the question “How do I go about framing locally?” I spoke with several artists for their input, and I thank them for their feedback. The vendors in this article are suggested retailers and not a comprehensive list.

### The Mat

**Color:** Neutral mat colors are the best for selling and showing off your art. Some suggestions are black, white, ivory or grey. Choose the best mat color to compliment your piece. Some art societies require white mats if you are going to enter your art in a show. Follow the art show rules for matting and framing.

**Mat size:** Determine if your piece needs a standard size mat or a custom mat. Examples of standard mat sizes are 11”x14”, 16”x20” and 18”x24”. A 16”x20” is an optimal size to save on costs if you buy a full mat board (32”x40”) and cut your own mats. You can get four mats out of the full board. Pre-cut mats can be found at Jo-Ann stores, Michaels stores and Hobby Lobby. You can also buy mats online from Blick ([dickblick.com](http://dickblick.com)), Cheap Joes ([cheapjoes.com](http://cheapjoes.com)) and Jerry’s Artarama ([jerrysartarama.com](http://jerrysartarama.com)). Remember to always look for acid-free to protect your art.

**Custom mats:** If you tend to create a lot of non-standard size pieces, you might consider buying a mat cutter and full mat board to cut your own mats. Another option is to hire a home/hobby framer to cut mats for you.

### The Frame

**Frame type:** Select a frame type that complements your art. Options include finished wood, metal or polystyrene. Some artists recommend you use one style of frame and mat for all of your work if you are selling your work. Customers can become overwhelmed at having too many selections.

**Frame size:** The frame size may be standard or custom. You can find standard frames at Jo-Ann stores, Michaels stores and Hobby Lobby. These retailers also do custom framing. You can also search in flea markets, second hand stores and even furniture stores for frames that suit the look you want. Pick frames that don’t have damage that cannot be repaired. Again the frame should complement the art so you don’t want cracks or scratches detracting from the piece.

**Custom framing:** You can go to different local businesses to have your art mounted with or without a mat. The cost will be higher than the do-it-yourself options mentioned above. Places to have your framing done include the arts/crafts stores mentioned previously, DK Art Supply & Custom Framing or The King’s Gallery. Have a trial piece framed to ensure you are happy with how they do their framing.

Another option for custom framing is to find a home/hobby framer. Ask around to find a local framer. When you are working with a home/hobby framer, you might want to buy your own materials and work out the framing cost on a per-piece basis.

### Other Things to Consider

**Wiring:** It is easier for the owner of the piece to hang and re-hang if the framed piece has a wire hanging system. These materials can be purchased at Home Depot and Lowes.

**Prints:** If you are selling prints, you can have prints made at Office Depot or Staples. Mats and acetate bags can be bought online for standard sizes.

Framing can be a costly endeavor, but if you do-it-yourself you can ensure a greater return on investment when selling your art. Happy Creating!

# Bulletin Board



PO Box 1655  
Lady Lake, FL 32158-1655  
[visualartsassociation.com](http://visualartsassociation.com)

## CALENDAR AT A GLANCE

- Friday, April 20**  
10:30am  
VAA General Meeting
- Saturday, May 5**  
8:30am  
Annex Show
- Friday, May 18**  
10:30am  
VAA General Meeting
- Saturday, June 9**  
8:30am  
La Galleria Exhibit Hanging
- Friday, June 15**  
10:30am  
VAA General Meeting

## VAA Executive Board

President	Nan Kohr	<a href="mailto:kohr240@hotmail.com">kohr240@hotmail.com</a>
Vice President	Jack Otilige	<a href="mailto:jackott@thevillages.net">jackott@thevillages.net</a>
Secretary	Marilyn Wright	<a href="mailto:marilynwr555@comcast.net">marilynwr555@comcast.net</a>
Treasurer	Maria Downton	<a href="mailto:riadownt@gmail.com">riadownt@gmail.com</a>

## Past Presidents

Lee Asta  
Marge McQueston  
Frank Zampardi

## Appointed Members

Connie Giacobbe  
Wendy Lahey  
Helen Poor  
Bobbi Ruben  
Dianne Weekley

*Newsletter Editor*

*Jack Otilige*  
[jackott@thevillages.net](mailto:jackott@thevillages.net)

**Next Meeting**  
**May 18<sup>th</sup> @ 10:30**  
**Ricardo Montalban Room**  
**La Hacienda Recreation Center**

## Elements & Principles of Art

C W J  
I D Y O R S I U Z  
B B T Z W A I O P V Q Z U  
Q K I W H T E S L G E C N A L A B  
H U J V S J Y A T L W Q O L P N R W W  
L A T V Q B V H J G O T F Y R A R Q U N O  
O N H T W C P R H T A G C O N T E N T T G  
G G G W P Q M P F H I T C E J B U S O Q O B S  
R L M Q H E E L P X R P R I N C I P L E S Q C  
J X U T X E H I P R A T F Y G A J R T W F O L L V  
X P Z M S P S Q L V Z E Q G T F O A M O V Z V J N  
O I W P T W N F L C V E L H S I R O R M H T Y H R  
T H G M A N O K Q T N E M E V O M N M S K T D J H O F  
H V A L U E X G B Y P F J Z E R N N U S V Q O K T V R  
D T L N X M G N O I T I S O P M O C T T A O N L E F  
P E R C E I V E H J W S D S K I A G K R O R U X H  
E U T P L U R A V T M O E T W T P A G I I T Y T K  
O S X K E M R T V U Y D X Z G A G X T E K A L U A  
K C V N M Z M I L X N T K X R M R L T L P E R  
Z L C O V H D B I S O C X G I O C R Y W A M E  
Z N F F E N S H Q I E R G P K O L M D M M  
Y Y M M S P A C E T J V O S W L R Y H G L  
C M K G P U R W C K R M N M O Y C Y W  
N N E T X I I N P Y C I V R L Z M  
S D D I G U I L Z L X G Q  
L C R F O E N I L  
D G V

ELEMENTS	VALUE	PROPORTION	CONTENT
LINE	TEXTURE	VARIETY	SUBJECT
SHAPE	PRINCIPLES	EMPHASIS	PERCEIVE
FORM	RHYTHM	HARMONY	INSPIRATION
SPACE	MOVEMENT	UNITY	FUNCTION
COLOR	BALANCE	COMPOSITION	MEDIUM